



# Sarasota Police Department

## Crime Statistics

**Rex Troche**  
Chief of Police

### Crime Information for Alta Vista Area

Please see the below statistics for the cases involving the below crimes reported to the Sarasota Police Department in the requested area.

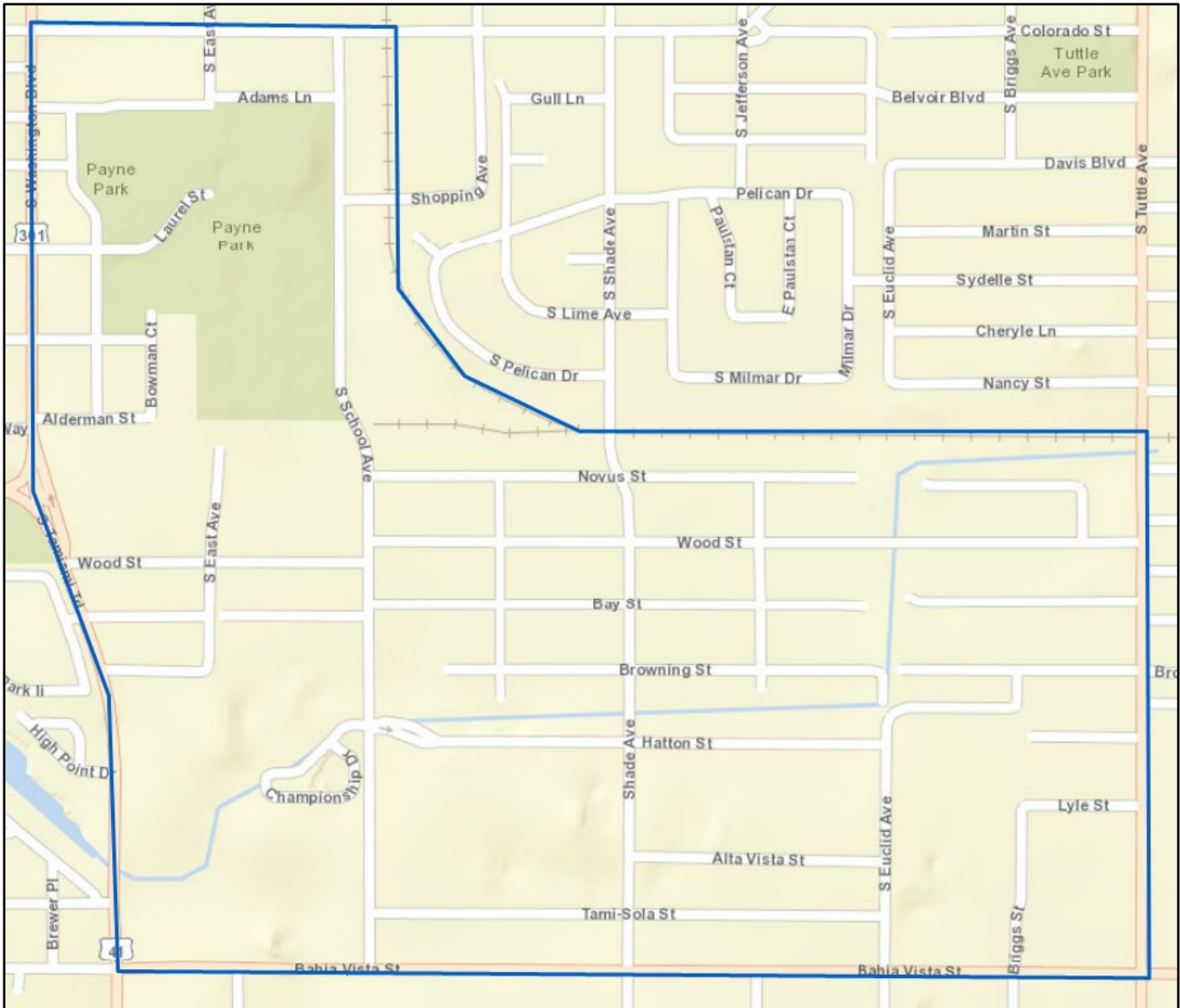
INCIDENT	5/1/24-5/28/24	1/1/24-5/28/24
MURDER	0	0
AGGRAVATED ASSAULT	0	0
ROBBERY	0	1
SEX CRIME	0	0
BURGLARY	0	0
LARCENY FROM VEHICLE	0	1
MOTOR VEHICLE THEFT	1	1
<b>Grand Total</b>	<b>1</b>	<b>3</b>

CITY WIDE STATISTICS			
INCIDENT	5/1/24-5/28/24	1/1/24-5/28/24	1/1/23-5/28/23
MURDER	1	2	0
AGGRAVATED ASSAULT	11	81	99
ROBBERY	3	25	36
SEX CRIME	0	8	15
BURGLARY	8	59	79
LARCENY FROM VEHICLE	11	61	134
MOTOR VEHICLE THEFT	3	38	51
<b>Grand Total</b>	<b>37</b>	<b>274</b>	<b>414</b>

CASE NUMBER	CRIME CATEGORY	ADDRESS	REPORT DATE
2024021631	MOTOR VEHICLE THEFT	1000 BLOCK S TUTTLE AVE	5/7/24

The accuracy of this information is based solely on the reports received during the specified time periods. This report was prepared by the Crime Analyst on May 29, 2024.

# Alta Vista Area



The accuracy of this information is based solely on the reports received during the specified time periods. This report was prepared by the Crime Analyst on May 29, 2024.



# Sarasota Police Department Crime Statistics

**Rex Troche**  
Chief of Police

## Crime Information for Amaryllis Park Area

Please see the below statistics for the cases involving the below crimes reported to the Sarasota Police Department in the requested area.

INCIDENT	5/1/24-5/28/24	1/1/24-5/28/24
MURDER	1	1
AGGRAVATED ASSAULT	1	21
ROBBERY	1	8
SEX CRIME	0	2
BURGLARY	1	9
LARCENY FROM VEHICLE	4	8
MOTOR VEHICLE THEFT	0	7
<b>Grand Total</b>	<b>8</b>	<b>56</b>

CITY WIDE STATISTICS			
INCIDENT	5/1/24-5/28/24	1/1/24-5/28/24	1/1/23-5/28/23
MURDER	1	2	0
AGGRAVATED ASSAULT	11	81	99
ROBBERY	3	25	36
SEX CRIME	0	8	15
BURGLARY	8	59	79
LARCENY FROM VEHICLE	11	61	134
MOTOR VEHICLE THEFT	3	38	51
<b>Grand Total</b>	<b>37</b>	<b>274</b>	<b>414</b>

CASE NUMBER	CRIME CATEGORY	ADDRESS	REPORT DATE
2024020472	AGGRAVATED ASSAULT	1600 BLOCK 29TH ST	5/1/24
2024023200	BURGLARY	2000 BLOCK 28TH ST	5/16/24
2024023952	LARCENY FROM VEHICLE	1800 BLOCK 21ST ST	5/21/24
2024025037	LARCENY FROM VEHICLE	1700 BLOCK DR MARTIN LUTHER KING JR WAY	5/27/24
2024025087	LARCENY FROM VEHICLE	1700 BLOCK 29TH ST	5/27/24
2024025181	LARCENY FROM VEHICLE	1800 BLOCK 23RD ST	5/28/24
2024023311	MURDER	1800 BLOCK 31ST ST	5/17/24

The accuracy of this information is based solely on the reports received during the specified time periods. This report was prepared by the Crime Analyst on May 29, 2024.

CASE NUMBER	CRIME CATEGORY	ADDRESS	REPORT DATE
2024021652	ROBBERY	2800 BLOCK DIXIE AVE	5/7/24

### Amaryllis Park Area



The accuracy of this information is based solely on the reports received during the specified time periods. This report was prepared by the Crime Analyst on May 29, 2024.



# Sarasota Police Department

## Crime Statistics

**Rex Troche**  
Chief of Police

### Crime Information for Arlington Park Area

Please see the below statistics for the cases involving the below crimes reported to the Sarasota Police Department in the requested area.

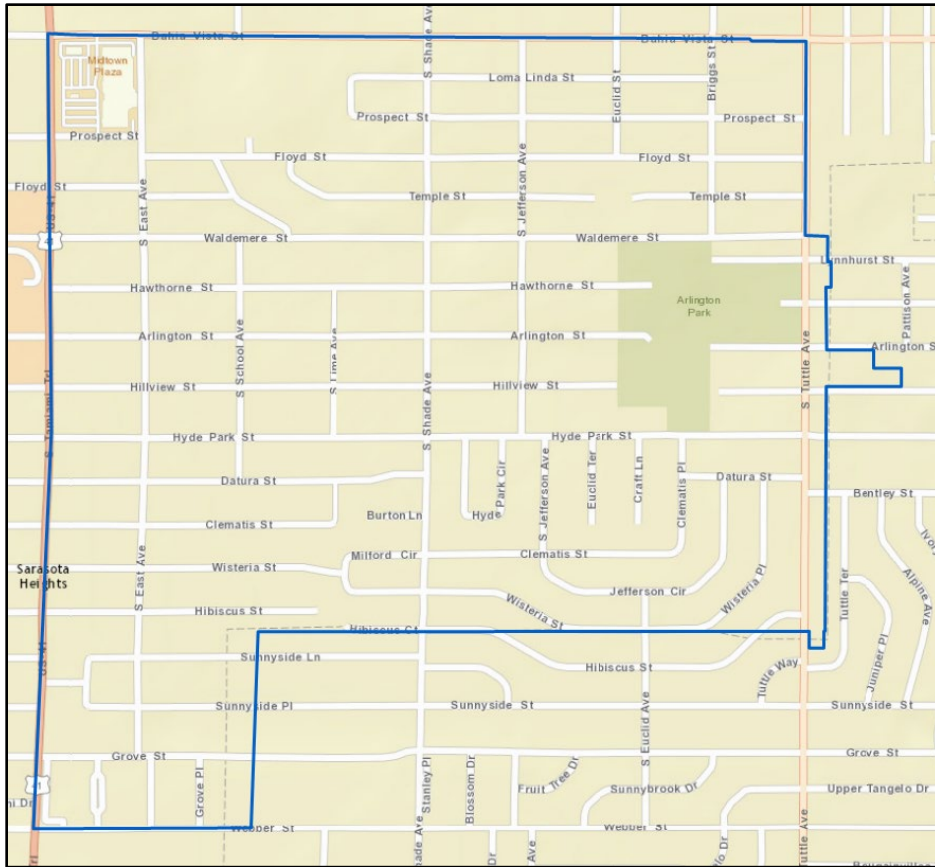
INCIDENT	5/1/24-5/28/24	1/1/24-5/28/24
AGGRAVATED ASSAULT	1	4
ROBBERY	0	2
SEX CRIME	0	0
BURGLARY	1	2
LARCENY FROM VEHICLE	0	1
MOTOR VEHICLE THEFT	0	1
<b>Grand Total</b>	<b>2</b>	<b>10</b>

CITY WIDE STATISTICS			
INCIDENT	5/1/24-5/28/24	1/1/24-5/28/24	1/1/23-5/28/23
MURDER	1	2	0
AGGRAVATED ASSAULT	11	81	99
ROBBERY	3	25	36
SEX CRIME	0	8	15
BURGLARY	8	59	79
LARCENY FROM VEHICLE	11	61	134
MOTOR VEHICLE THEFT	3	38	51
<b>Grand Total</b>	<b>37</b>	<b>274</b>	<b>414</b>

CASE NUMBER	CRIME CATEGORY	ADDRESS	REPORT DATE
2024021118	AGGRAVATED ASSAULT	2500 BLOCK LOMA LINDA ST	5/4/24
2024022893	BURGLARY	1400 BLOCK S TAMIAMI TRL	5/14/24

The accuracy of this information is based solely on the reports received during the specified time periods. This report was prepared by the Crime Analyst on May 29, 2024.

# Arlington Park Area



The accuracy of this information is based solely on the reports received during the specified time periods. This report was prepared by the Crime Analyst on May 29, 2024.



# Sarasota Police Department

## Crime Statistics

**Rex Troche**  
Chief of Police

### Crime Information for Avondale Area

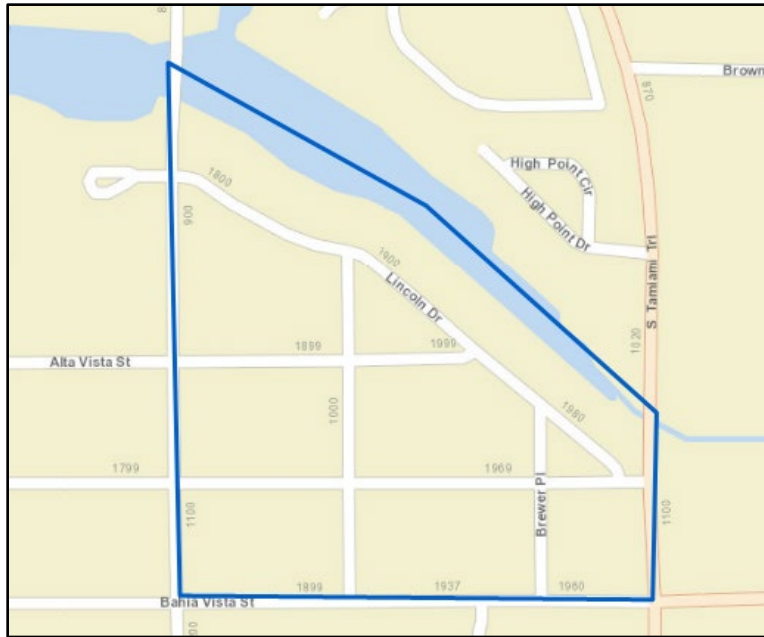
Please see the below statistics for the cases involving the below crimes reported to the Sarasota Police Department in the requested area.

INCIDENT	5/1/24-5/28/24	1/1/24-5/28/24
AGGRAVATED ASSAULT	0	0
ROBBERY	0	0
SEX CRIME	0	0
BURGLARY	0	0
LARCENY FROM VEHICLE	0	0
MOTOR VEHICLE THEFT	0	0
<b>Grand Total</b>	<b>0</b>	<b>0</b>

CITY WIDE STATISTICS			
INCIDENT	5/1/24-5/28/24	1/1/24-5/28/24	1/1/23-5/28/23
MURDER	1	2	0
AGGRAVATED ASSAULT	11	81	99
ROBBERY	3	25	36
SEX CRIME	0	8	15
BURGLARY	8	59	79
LARCENY FROM VEHICLE	11	61	134
MOTOR VEHICLE THEFT	3	38	51
<b>Grand Total</b>	<b>37</b>	<b>274</b>	<b>414</b>

The accuracy of this information is based solely on the reports received during the specified time periods. This report was prepared by the Crime Analyst on May 29, 2024.

## Avondale Area



The accuracy of this information is based solely on the reports received during the specified time periods. This report was prepared by the Crime Analyst on May 29, 2024.





# Sarasota Police Department Crime Statistics

**Rex Troche**  
Chief of Police

## Crime Information for Bay Island Area

Please see the below statistics for the cases involving the below crimes reported to the Sarasota Police Department in the requested area.

INCIDENT	5/1/24-5/28/24	1/1/24-5/28/24
AGGRAVATED ASSAULT	0	0
ROBBERY	0	0
SEX CRIME	0	0
BURGLARY	0	0
LARCENY FROM VEHICLE	0	1
MOTOR VEHICLE THEFT	0	0
<b>Grand Total</b>	<b>0</b>	<b>1</b>

CITY WIDE STATISTICS			
INCIDENT	5/1/24-5/28/24	1/1/24-5/28/24	1/1/23-5/28/23
MURDER	1	2	0
AGGRAVATED ASSAULT	11	81	99
ROBBERY	3	25	36
SEX CRIME	0	8	15
BURGLARY	8	59	79
LARCENY FROM VEHICLE	11	61	134
MOTOR VEHICLE THEFT	3	38	51
<b>Grand Total</b>	<b>37</b>	<b>274</b>	<b>414</b>

The accuracy of this information is based solely on the reports received during the specified time periods. This report was prepared by the Crime Analyst on May 29, 2024.

# Bay Island-Siesta Area



The accuracy of this information is based solely on the reports received during the specified time periods. This report was prepared by the Crime Analyst on May 29, 2024.



# Sarasota Police Department

## Crime Statistics

**Rex Troche**  
Chief of Police

### Crime Information for Bay Point Park Area

Please see the below statistics for the cases involving the below crimes reported to the Sarasota Police Department in the requested area.

INCIDENT	5/1/24-5/28/24	1/1/24-5/28/24
AGGRAVATED ASSAULT	0	0
ROBBERY	0	0
SEX CRIME	0	0
BURGLARY	0	0
LARCENY FROM VEHICLE	0	1
MOTOR VEHICLE THEFT	0	0
<b>Grand Total</b>	<b>0</b>	<b>1</b>

CITY WIDE STATISTICS			
INCIDENT	5/1/24-5/28/24	1/1/24-5/28/24	1/1/23-5/28/23
MURDER	1	2	0
AGGRAVATED ASSAULT	11	81	99
ROBBERY	3	25	36
SEX CRIME	0	8	15
BURGLARY	8	59	79
LARCENY FROM VEHICLE	11	61	134
MOTOR VEHICLE THEFT	3	38	51
<b>Grand Total</b>	<b>37</b>	<b>274</b>	<b>414</b>

The accuracy of this information is based solely on the reports received during the specified time periods. This report was prepared by the Crime Analyst on May 29, 2024.

## Bay Point Park Area



The accuracy of this information is based solely on the reports received during the specified time periods. This report was prepared by the Crime Analyst on May 29, 2024.



# Sarasota Police Department Crime Statistics

**Rex Troche**  
Chief of Police

## Crime Information for Bayfront District Area

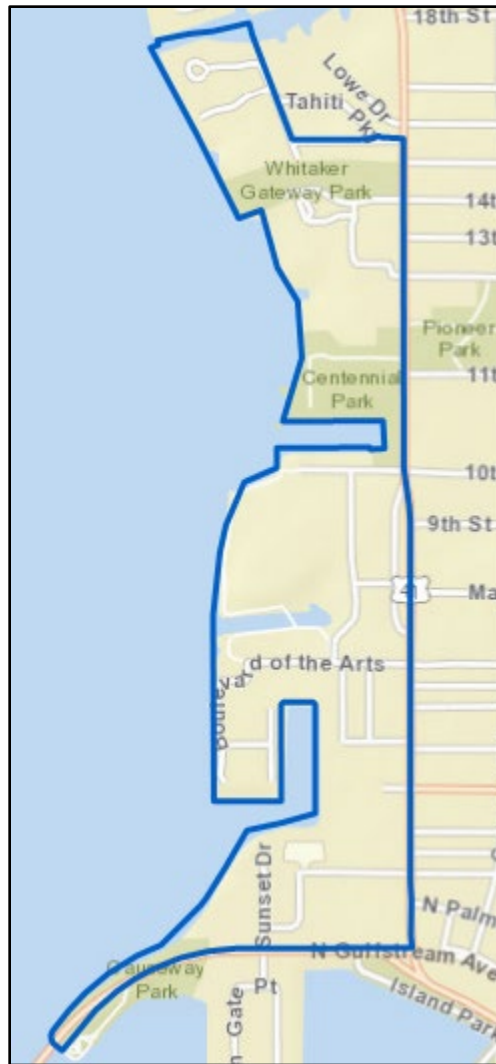
Please see the below statistics for the cases involving the below crimes reported to the Sarasota Police Department in the requested area.

INCIDENT	5/1/24-5/28/24	1/1/24-5/28/24
MURDER	0	0
AGGRAVATED ASSAULT	0	0
ROBBERY	0	1
SEX CRIME	0	2
BURGLARY	0	1
LARCENY FROM VEHICLE	0	4
MOTOR VEHICLE THEFT	0	0
<b>Grand Total</b>	<b>0</b>	<b>8</b>

CITY WIDE STATISTICS			
INCIDENT	5/1/24-5/28/24	1/1/24-5/28/24	1/1/23-5/28/23
MURDER	1	2	0
AGGRAVATED ASSAULT	11	81	99
ROBBERY	3	25	36
SEX CRIME	0	8	15
BURGLARY	8	59	79
LARCENY FROM VEHICLE	11	61	134
MOTOR VEHICLE THEFT	3	38	51
<b>Grand Total</b>	<b>37</b>	<b>274</b>	<b>414</b>

The accuracy of this information is based solely on the reports received during the specified time periods. This report was prepared by the Crime Analyst on May 29, 2024.

## Bayfront District Area



The accuracy of this information is based solely on the reports received during the specified time periods. This report was prepared by the Crime Analyst on May 29, 2024.



# Sarasota Police Department

## Crime Statistics

**Rex Troche**  
Chief of Police

### Crime Information for Bayou Oaks Area

Please see the below statistics for the cases involving the below crimes reported to the Sarasota Police Department in the requested area.

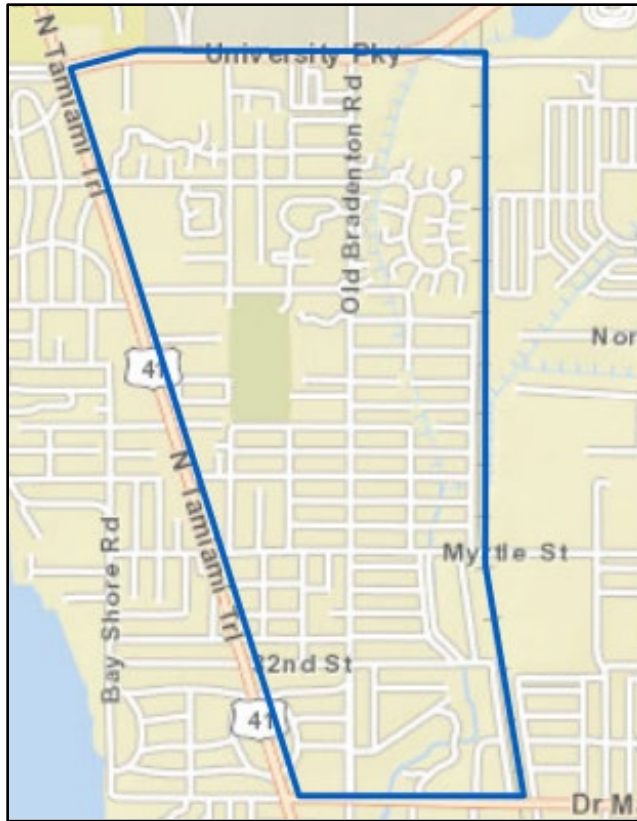
INCIDENT	5/1/24-5/28/24	1/1/24-5/28/24
AGGRAVATED ASSAULT	0	7
ROBBERY	1	1
SEX CRIME	0	1
BURGLARY	0	2
LARCENY FROM VEHICLE	1	9
MOTOR VEHICLE THEFT	0	3
<b>Grand Total</b>	<b>2</b>	<b>23</b>

CITY WIDE STATISTICS			
INCIDENT	5/1/24-5/28/24	1/1/24-5/28/24	1/1/23-5/28/23
MURDER	1	2	0
AGGRAVATED ASSAULT	11	81	99
ROBBERY	3	25	36
SEX CRIME	0	8	15
BURGLARY	8	59	79
LARCENY FROM VEHICLE	11	61	134
MOTOR VEHICLE THEFT	3	38	51
<b>Grand Total</b>	<b>37</b>	<b>274</b>	<b>414</b>

CASE NUMBER	CRIME CATEGORY	ADDRESS	REPORT DATE
2024022215	LARCENY FROM VEHICLE	900 BLOCK ROYAL PALM DR	5/10/24
2024022765	ROBBERY	4700 BLOCK RILMA AVE	5/13/24

The accuracy of this information is based solely on the reports received during the specified time periods. This report was prepared by the Crime Analyst on May 29, 2024.

## Bayou Oaks Area



The accuracy of this information is based solely on the reports received during the specified time periods. This report was prepared by the Crime Analyst on May 29, 2024.





# Sarasota Police Department

## Crime Statistics

**Rex Troche**  
Chief of Police

### Crime Information for Bird Key Area

Please see the below statistics for the cases involving the below crimes reported to the Sarasota Police Department in the requested area.

INCIDENT	5/1/24-5/28/24	1/1/24-5/28/24
AGGRAVATED ASSAULT	0	0
ROBBERY	0	0
SEX CRIME	0	0
BURGLARY	0	1
LARCENY FROM VEHICLE	0	0
MOTOR VEHICLE THEFT	0	0
<b>Grand Total</b>	<b>0</b>	<b>1</b>

CITY WIDE STATISTICS			
INCIDENT	5/1/24-5/28/24	1/1/24-5/28/24	1/1/23-5/28/23
MURDER	1	2	0
AGGRAVATED ASSAULT	11	81	99
ROBBERY	3	25	36
SEX CRIME	0	8	15
BURGLARY	8	59	79
LARCENY FROM VEHICLE	11	61	134
MOTOR VEHICLE THEFT	3	38	51
<b>Grand Total</b>	<b>37</b>	<b>274</b>	<b>414</b>

The accuracy of this information is based solely on the reports received during the specified time periods. This report was prepared by the Crime Analyst on May 29, 2024.

# Bird Key Area



The accuracy of this information is based solely on the reports received during the specified time periods. This report was prepared by the Crime Analyst on May 29, 2024.



# Sarasota Police Department

## Crime Statistics

**Rex Troche**  
Chief of Police

### Crime Information for Central Coconut Association Area

Please see the below statistics for the cases involving the below crimes reported to the Sarasota Police Department in the requested area.

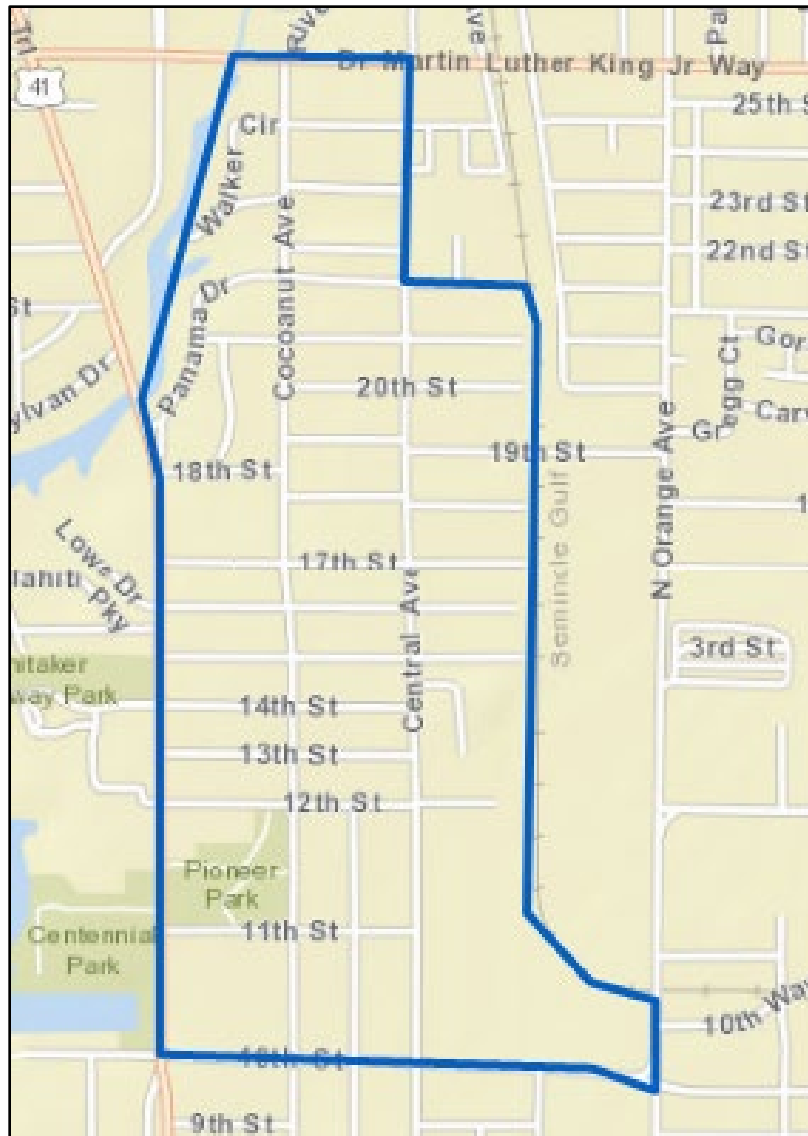
INCIDENT	5/1/24-5/28/24	1/1/24-5/28/24
AGGRAVATED ASSAULT	1	5
ROBBERY	0	2
SEX CRIME	0	1
BURGLARY	0	3
LARCENY FROM VEHICLE	0	3
MOTOR VEHICLE THEFT	1	2
<b>Grand Total</b>	<b>2</b>	<b>16</b>

CITY WIDE STATISTICS			
INCIDENT	5/1/24-5/28/24	1/1/24-5/28/24	1/1/23-5/28/23
MURDER	1	2	0
AGGRAVATED ASSAULT	11	81	99
ROBBERY	3	25	36
SEX CRIME	0	8	15
BURGLARY	8	59	79
LARCENY FROM VEHICLE	11	61	134
MOTOR VEHICLE THEFT	3	38	51
<b>Grand Total</b>	<b>37</b>	<b>274</b>	<b>414</b>

CASE NUMBER	CRIME CATEGORY	ADDRESS	REPORT DATE
2024025065	AGGRAVATED ASSAULT	1900 BLOCK CENTRAL AVE	5/27/24
2024021011	MOTOR VEHICLE THEFT	1000 BLOCK FLORIDA AVE	5/4/24

The accuracy of this information is based solely on the reports received during the specified time periods. This report was prepared by the Crime Analyst on May 29, 2024.

## Central Coconut Association Area



The accuracy of this information is based solely on the reports received during the specified time periods. This report was prepared by the Crime Analyst on May 29, 2024.



# Sarasota Police Department

## Crime Statistics

**Rex Troche**  
Chief of Police

### Crime Information for Central Park Area

Please see the below statistics for the cases involving the below crimes reported to the Sarasota Police Department in the requested area.

INCIDENT	5/1/24-5/28/24	1/1/24-5/28/24
AGGRAVATED ASSAULT	0	0
ROBBERY	0	0
SEX CRIME	0	0
BURGLARY	0	1
LARCENY FROM VEHICLE	0	0
MOTOR VEHICLE THEFT	0	0
<b>Grand Total</b>	<b>0</b>	<b>1</b>

CITY WIDE STATISTICS			
INCIDENT	5/1/24-5/28/24	1/1/24-5/28/24	1/1/23-5/28/23
MURDER	1	2	0
AGGRAVATED ASSAULT	11	81	99
ROBBERY	3	25	36
SEX CRIME	0	8	15
BURGLARY	8	59	79
LARCENY FROM VEHICLE	11	61	134
MOTOR VEHICLE THEFT	3	38	51
<b>Grand Total</b>	<b>37</b>	<b>274</b>	<b>414</b>

The accuracy of this information is based solely on the reports received during the specified time periods. This report was prepared by the Crime Analyst on May 29, 2024.

## Central Park Area



The accuracy of this information is based solely on the reports received during the specified time periods. This report was prepared by the Crime Analyst on May 29, 2024.



# Sarasota Police Department

## Crime Statistics

**Rex Troche**  
Chief of Police

### Crime Information for Cherokee Park Area

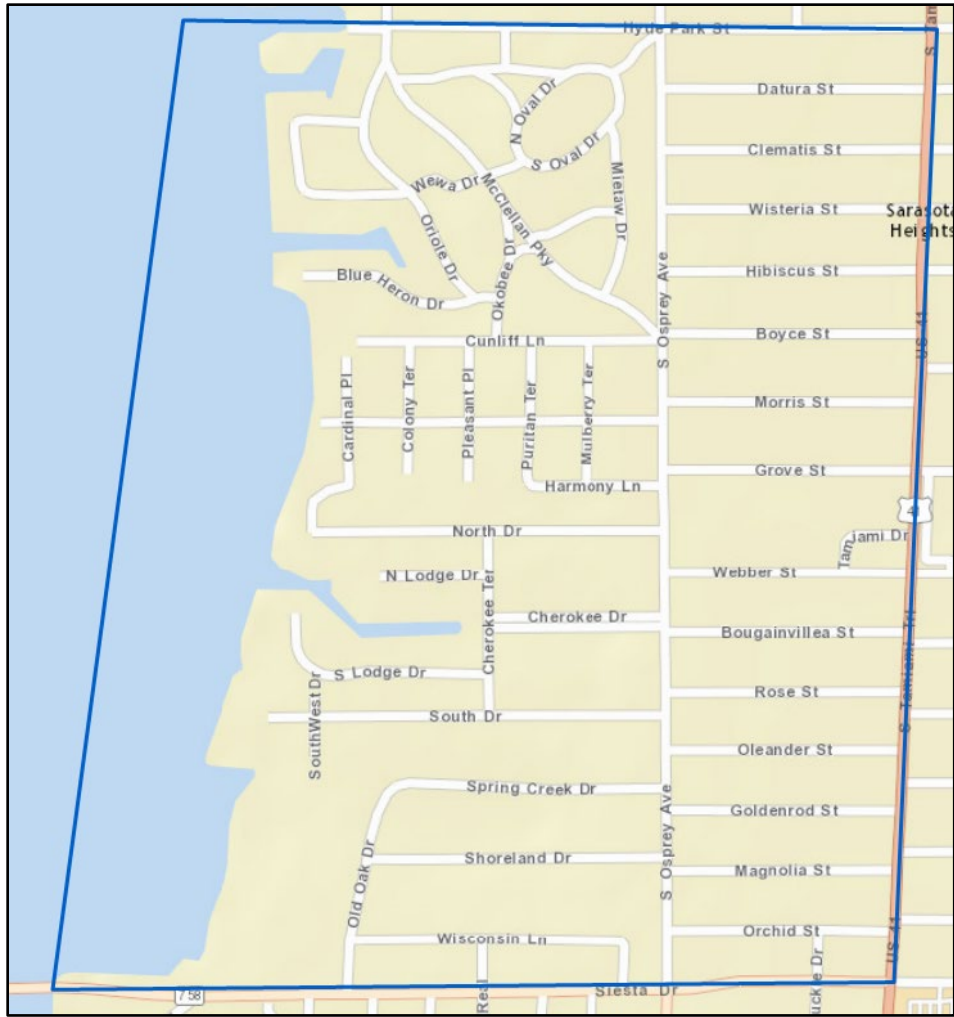
Please see the below statistics for the cases involving the below crimes reported to the Sarasota Police Department in the requested area.

INCIDENT	5/1/24-5/28/24	1/1/24-5/28/24
AGGRAVATED ASSAULT	0	1
ROBBERY	0	0
SEX CRIME	0	0
BURGLARY	0	0
LARCENY FROM VEHICLE	0	0
MOTOR VEHICLE THEFT	0	0
<b>Grand Total</b>	<b>0</b>	<b>1</b>

CITY WIDE STATISTICS			
INCIDENT	5/1/24-5/28/24	1/1/24-5/28/24	1/1/23-5/28/23
MURDER	1	2	0
AGGRAVATED ASSAULT	11	81	99
ROBBERY	3	25	36
SEX CRIME	0	8	15
BURGLARY	8	59	79
LARCENY FROM VEHICLE	11	61	134
MOTOR VEHICLE THEFT	3	38	51
<b>Grand Total</b>	<b>37</b>	<b>274</b>	<b>414</b>

The accuracy of this information is based solely on the reports received during the specified time periods. This report was prepared by the Crime Analyst on May 29, 2024.

# Cherokee Park Area



The accuracy of this information is based solely on the reports received during the specified time periods. This report was prepared by the Crime Analyst on May 29, 2024.





# Sarasota Police Department Crime Statistics

**Rex Troche**  
Chief of Police

## Crime Information for Downtown Area

Please see the below statistics for the cases involving the below crimes reported to the Sarasota Police Department in the requested area.

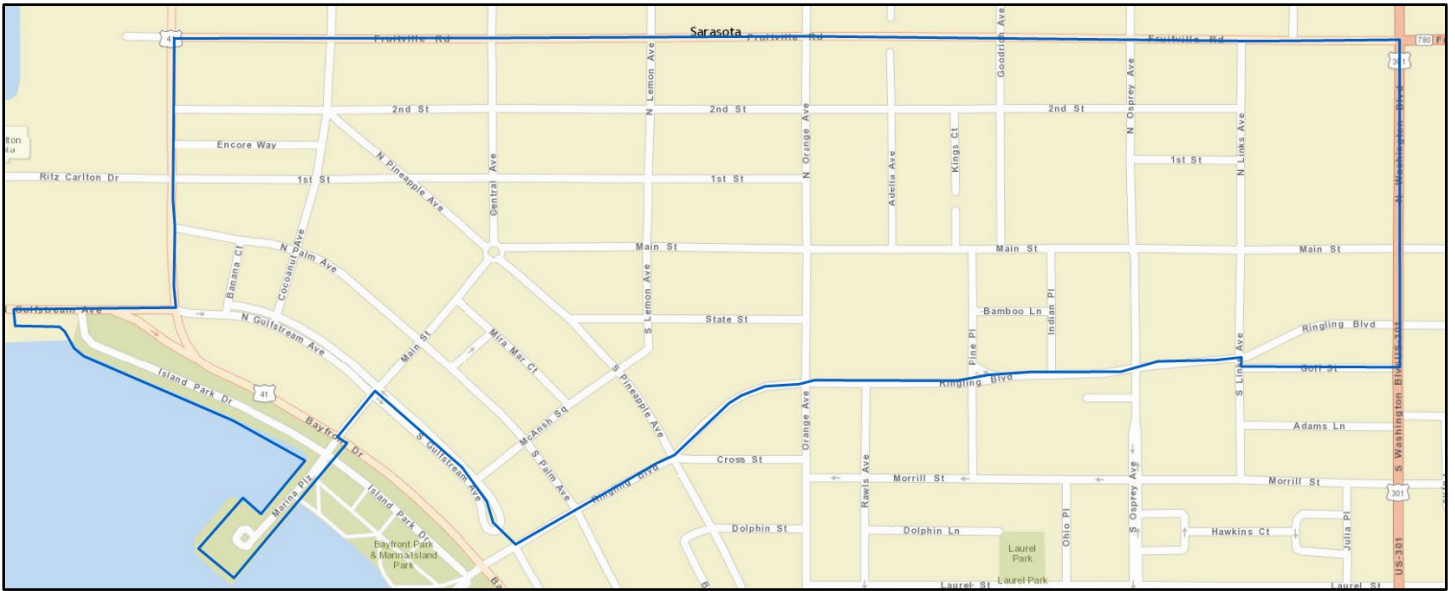
INCIDENT	5/1/24-5/28/24	1/1/24-5/28/24
AGGRAVATED ASSAULT	3	14
ROBBERY	0	1
SEX CRIME	0	0
BURGLARY	0	3
LARCENY FROM VEHICLE	0	4
MOTOR VEHICLE THEFT	0	1
<b>Grand Total</b>	<b>3</b>	<b>23</b>

CITY WIDE STATISTICS			
INCIDENT	5/1/24-5/28/24	1/1/24-5/28/24	1/1/23-5/28/23
MURDER	1	2	0
AGGRAVATED ASSAULT	11	81	99
ROBBERY	3	25	36
SEX CRIME	0	8	15
BURGLARY	8	59	79
LARCENY FROM VEHICLE	11	61	134
MOTOR VEHICLE THEFT	3	38	51
<b>Grand Total</b>	<b>37</b>	<b>274</b>	<b>414</b>

CASE NUMBER	CRIME CATEGORY	ADDRESS	REPORT DATE
2024020879	AGGRAVATED ASSAULT	1ST ST & N LEMON AVE	5/3/24
2024021229	AGGRAVATED ASSAULT	1500 BLOCK 2ND ST	5/5/24
2024021871	AGGRAVATED ASSAULT	1400 BLOCK 1ST ST	5/8/24

The accuracy of this information is based solely on the reports received during the specified time periods. This report was prepared by the Crime Analyst on May 29, 2024.

# Downtown Area



The accuracy of this information is based solely on the reports received during the specified time periods. This report was prepared by the Crime Analyst on May 29, 2024.



# Sarasota Police Department

## Crime Statistics

**Rex Troche**  
Chief of Police

### Crime Information for Fairway Oaks Area

Please see the below statistics for the cases involving the below crimes reported to the Sarasota Police Department in the requested area.

INCIDENT	5/1/24-5/28/24	1/1/24-5/28/24
AGGRAVATED ASSAULT	0	0
ROBBERY	0	0
SEX CRIME	0	0
BURGLARY	0	0
LARCENY FROM VEHICLE	0	0
MOTOR VEHICLE THEFT	0	0
<b>Grand Total</b>	<b>0</b>	<b>0</b>

CITY WIDE STATISTICS			
INCIDENT	5/1/24-5/28/24	1/1/24-5/28/24	1/1/23-5/28/23
MURDER	1	2	0
AGGRAVATED ASSAULT	11	81	99
ROBBERY	3	25	36
SEX CRIME	0	8	15
BURGLARY	8	59	79
LARCENY FROM VEHICLE	11	61	134
MOTOR VEHICLE THEFT	3	38	51
<b>Grand Total</b>	<b>37</b>	<b>274</b>	<b>414</b>

The accuracy of this information is based solely on the reports received during the specified time periods. This report was prepared by the Crime Analyst on May 29, 2024.

## Fairway Oaks Area



The accuracy of this information is based solely on the reports received during the specified time periods. This report was prepared by the Crime Analyst on May 29, 2024.



# Sarasota Police Department Crime Statistics

**Rex Troche**  
Chief of Police

## Crime Information for Gillespie Park Area

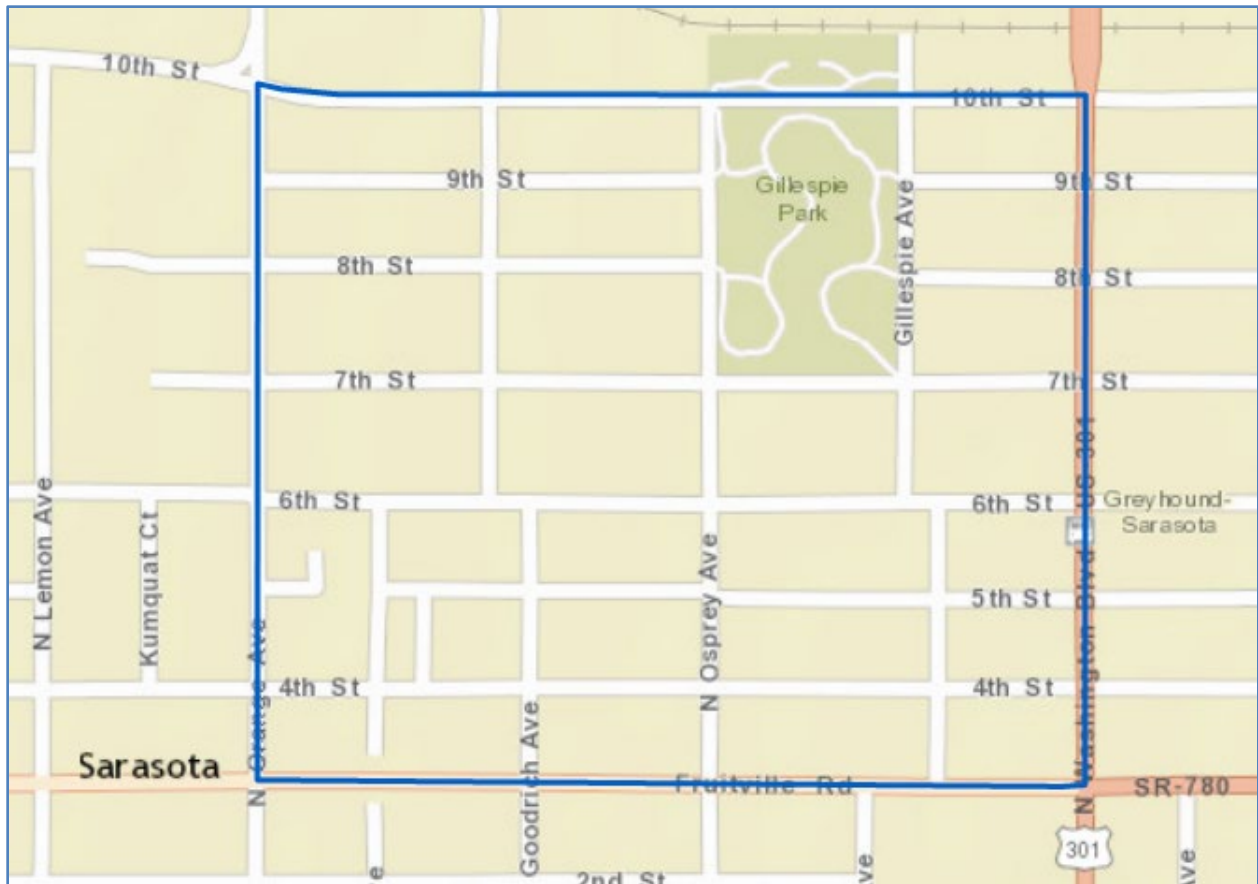
Please see the below statistics for the cases involving the below crimes reported to the Sarasota Police Department in the requested area.

INCIDENT	5/1/24-5/28/24	1/1/24-5/28/24
AGGRAVATED ASSAULT	0	1
ROBBERY	0	0
SEX CRIME	0	0
BURGLARY	0	1
LARCENY FROM VEHICLE	0	0
MOTOR VEHICLE THEFT	0	1
<b>Grand Total</b>	<b>0</b>	<b>3</b>

CITY WIDE STATISTICS			
INCIDENT	5/1/24-5/28/24	1/1/24-5/28/24	1/1/23-5/28/23
MURDER	1	2	0
AGGRAVATED ASSAULT	11	81	99
ROBBERY	3	25	36
SEX CRIME	0	8	15
BURGLARY	8	59	79
LARCENY FROM VEHICLE	11	61	134
MOTOR VEHICLE THEFT	3	38	51
<b>Grand Total</b>	<b>37</b>	<b>274</b>	<b>414</b>

The accuracy of this information is based solely on the reports received during the specified time periods. This report was prepared by the Crime Analyst on May 29, 2024.

## Gillespie Park Area



The accuracy of this information is based solely on the reports received during the specified time periods. This report was prepared by the Crime Analyst on May 29, 2024.



# Sarasota Police Department Crime Statistics

**Rex Troche**  
Chief of Police

## Crime Information for Glen Oaks Estates Area

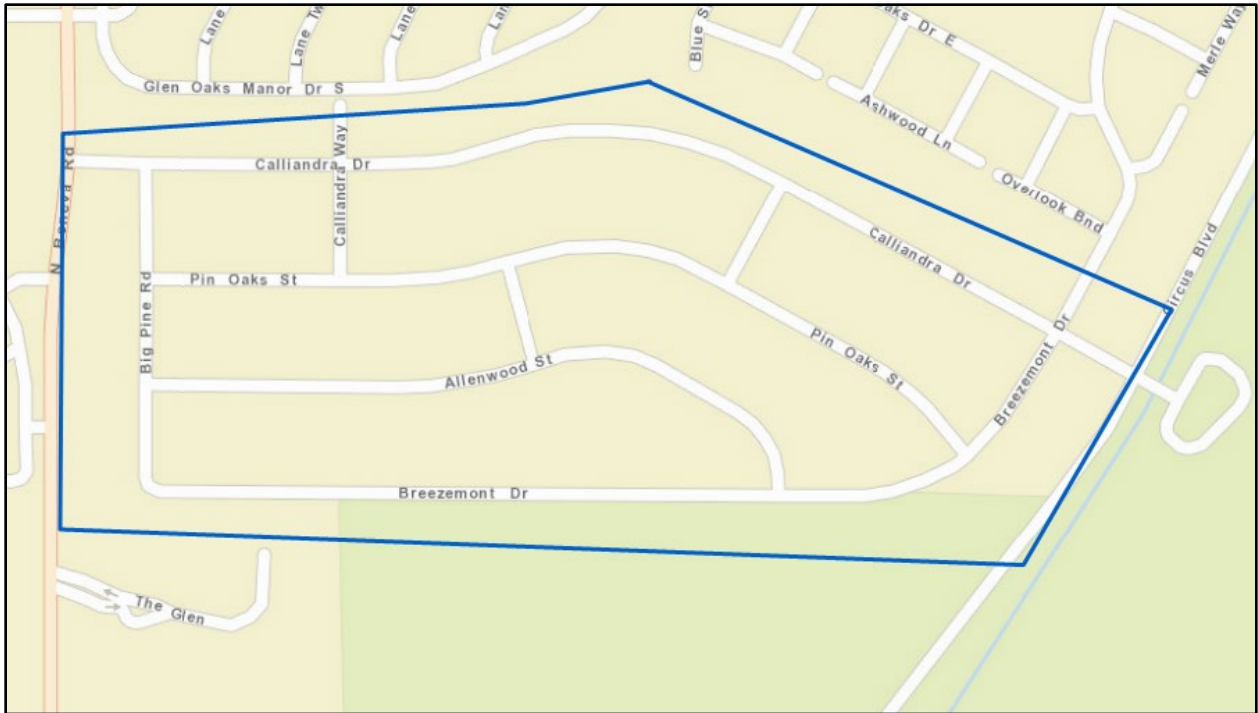
Please see the below statistics for the cases involving the below crimes reported to the Sarasota Police Department in the requested area.

INCIDENT	5/1/24-5/28/24	1/1/24-5/28/24
AGGRAVATED ASSAULT	0	0
ROBBERY	0	0
SEX CRIME	0	0
BURGLARY	0	0
LARCENY FROM VEHICLE	0	0
MOTOR VEHICLE THEFT	0	0
<b>Grand Total</b>	<b>0</b>	<b>0</b>

CITY WIDE STATISTICS			
INCIDENT	5/1/24-5/28/24	1/1/24-5/28/24	1/1/23-5/28/23
MURDER	1	2	0
AGGRAVATED ASSAULT	11	81	99
ROBBERY	3	25	36
SEX CRIME	0	8	15
BURGLARY	8	59	79
LARCENY FROM VEHICLE	11	61	134
MOTOR VEHICLE THEFT	3	38	51
<b>Grand Total</b>	<b>37</b>	<b>274</b>	<b>414</b>

The accuracy of this information is based solely on the reports received during the specified time periods. This report was prepared by the Crime Analyst on May 29, 2024.

# Glen Oaks Estates Area



The accuracy of this information is based solely on the reports received during the specified time periods. This report was prepared by the Crime Analyst on May 29, 2024.





# Sarasota Police Department Crime Statistics

**Rex Troche**  
Chief of Police

## Crime Information for Glen Oaks Ridge Area

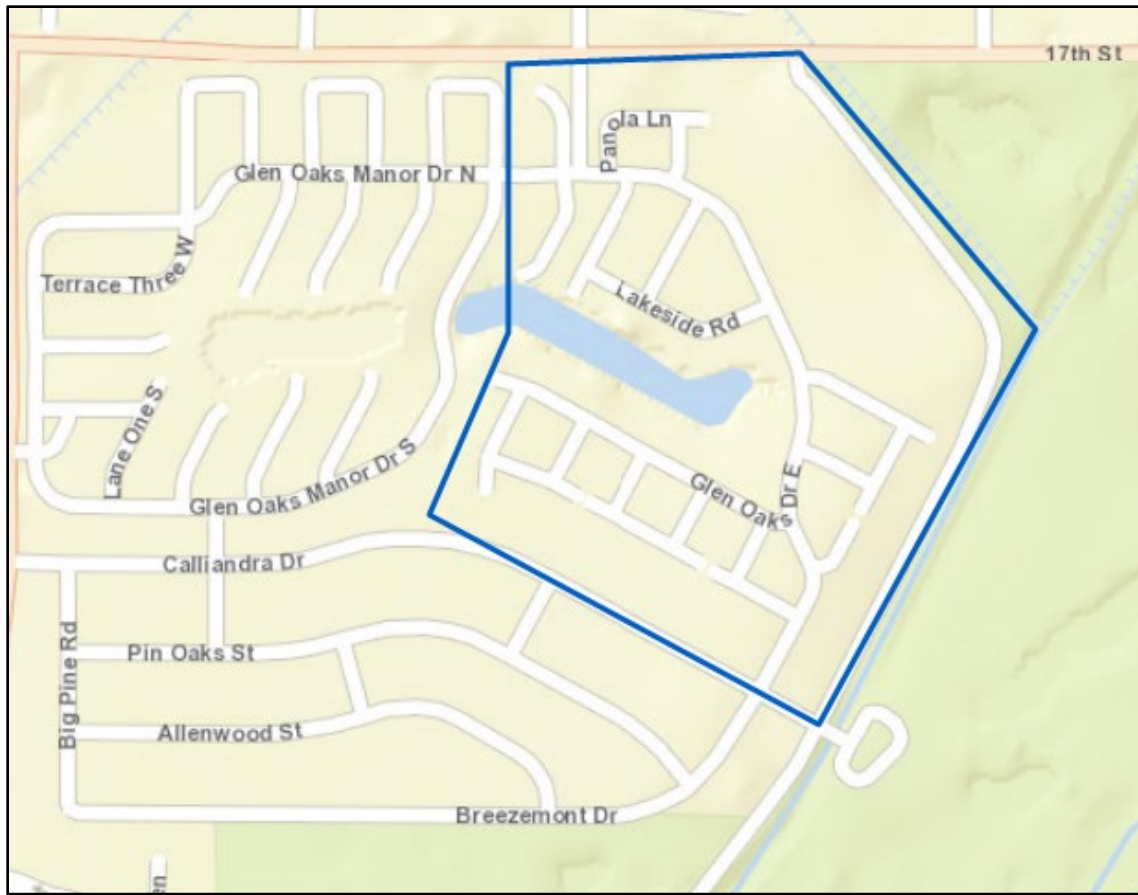
Please see the below statistics for the cases involving the below crimes reported to the Sarasota Police Department in the requested area.

INCIDENT	5/1/24-5/28/24	1/1/24-5/28/24
AGGRAVATED ASSAULT	0	0
ROBBERY	0	0
SEX CRIME	0	0
BURGLARY	0	0
LARCENY FROM VEHICLE	0	0
MOTOR VEHICLE THEFT	0	0
<b>Grand Total</b>	<b>0</b>	<b>0</b>

CITY WIDE STATISTICS			
INCIDENT	5/1/24-5/28/24	1/1/24-5/28/24	1/1/23-5/28/23
MURDER	1	2	0
AGGRAVATED ASSAULT	11	81	99
ROBBERY	3	25	36
SEX CRIME	0	8	15
BURGLARY	8	59	79
LARCENY FROM VEHICLE	11	61	134
MOTOR VEHICLE THEFT	3	38	51
<b>Grand Total</b>	<b>37</b>	<b>274</b>	<b>414</b>

The accuracy of this information is based solely on the reports received during the specified time periods. This report was prepared by the Crime Analyst on May 29, 2024.

## Glen Oaks Ridge Area



The accuracy of this information is based solely on the reports received during the specified time periods. This report was prepared by the Crime Analyst on May 29, 2024.



# Sarasota Police Department Crime Statistics

**Rex Troche**  
Chief of Police

## Crime Information for Golden Gate Point Area

Please see the below statistics for the cases involving the below crimes reported to the Sarasota Police Department in the requested area.

INCIDENT	5/1/24-5/28/24	1/1/24-5/28/24
AGGRAVATED ASSAULT	0	1
ROBBERY	0	0
SEX CRIME	0	0
BURGLARY	0	0
LARCENY FROM VEHICLE	0	0
MOTOR VEHICLE THEFT	0	0
<b>Grand Total</b>	<b>0</b>	<b>1</b>

CITY WIDE STATISTICS			
INCIDENT	5/1/24-5/28/24	1/1/24-5/28/24	1/1/23-5/28/23
MURDER	1	2	0
AGGRAVATED ASSAULT	11	81	99
ROBBERY	3	25	36
SEX CRIME	0	8	15
BURGLARY	8	59	79
LARCENY FROM VEHICLE	11	61	134
MOTOR VEHICLE THEFT	3	38	51
<b>Grand Total</b>	<b>37</b>	<b>274</b>	<b>414</b>

The accuracy of this information is based solely on the reports received during the specified time periods. This report was prepared by the Crime Analyst on May 29, 2024.

## Golden Gate Point Area



The accuracy of this information is based solely on the reports received during the specified time periods. This report was prepared by the Crime Analyst on May 29, 2024.



# Sarasota Police Department

## Crime Statistics

**Rex Troche**  
Chief of Police

### Crime Information Granada Area

Please see the below statistics for the cases involving the below crimes reported to the Sarasota Police Department in the requested area.

INCIDENT	5/1/24-5/28/24	1/1/24-5/28/24
AGGRAVATED ASSAULT	0	0
ROBBERY	0	0
SEX CRIME	0	0
BURGLARY	1	1
LARCENY FROM VEHICLE	0	0
MOTOR VEHICLE THEFT	0	0
<b>Grand Total</b>	<b>1</b>	<b>1</b>

CITY WIDE STATISTICS			
INCIDENT	5/1/24-5/28/24	1/1/24-5/28/24	1/1/23-5/28/23
MURDER	1	2	0
AGGRAVATED ASSAULT	11	81	99
ROBBERY	3	25	36
SEX CRIME	0	8	15
BURGLARY	8	59	79
LARCENY FROM VEHICLE	11	61	134
MOTOR VEHICLE THEFT	3	38	51
<b>Grand Total</b>	<b>37</b>	<b>274</b>	<b>414</b>

CASE NUMBER	CRIME CATEGORY	ADDRESS	REPORT DATE
2024025160	BURGLARY	3700 BLOCK S OSPREY AVE	5/28/24

The accuracy of this information is based solely on the reports received during the specified time periods. This report was prepared by the Crime Analyst on May 29, 2024.

## Granada Area



The accuracy of this information is based solely on the reports received during the specified time periods. This report was prepared by the Crime Analyst on May 29, 2024.



# Sarasota Police Department Crime Statistics

**Rex Troche**  
Chief of Police

## Crime Information for Harbor Acres Area

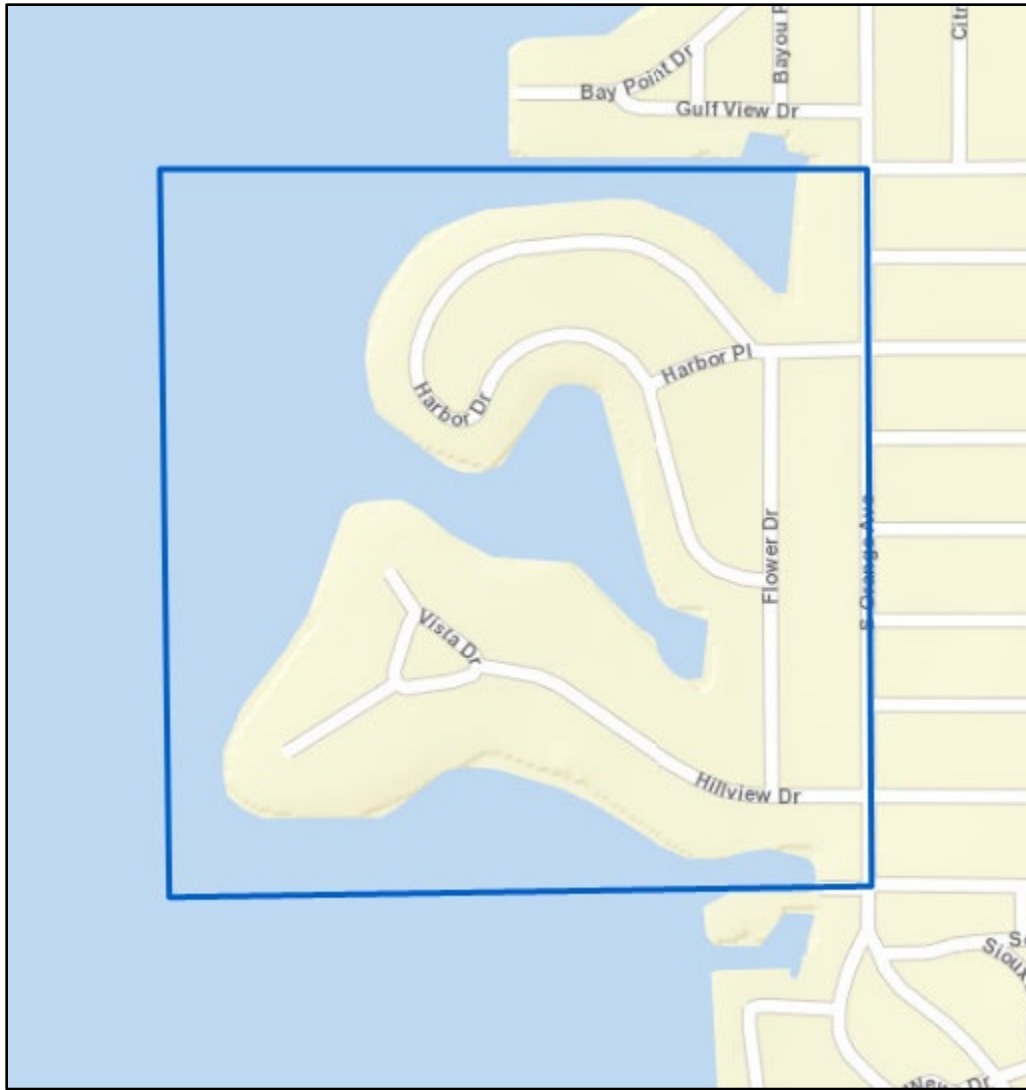
Please see the below statistics for the cases involving the below crimes reported to the Sarasota Police Department in the requested area.

INCIDENT	5/1/24-5/28/24	1/1/24-5/28/24
AGGRAVATED ASSAULT	0	0
ROBBERY	0	0
SEX CRIME	0	0
BURGLARY	0	1
LARCENY FROM VEHICLE	0	0
MOTOR VEHICLE THEFT	0	0
<b>Grand Total</b>	<b>0</b>	<b>1</b>

CITY WIDE STATISTICS			
INCIDENT	5/1/24-5/28/24	1/1/24-5/28/24	1/1/23-5/28/23
MURDER	1	2	0
AGGRAVATED ASSAULT	11	81	99
ROBBERY	3	25	36
SEX CRIME	0	8	15
BURGLARY	8	59	79
LARCENY FROM VEHICLE	11	61	134
MOTOR VEHICLE THEFT	3	38	51
<b>Grand Total</b>	<b>37</b>	<b>274</b>	<b>414</b>

The accuracy of this information is based solely on the reports received during the specified time periods. This report was prepared by the Crime Analyst on May 29, 2024.

## Harbor Acres Area



The accuracy of this information is based solely on the reports received during the specified time periods. This report was prepared by the Crime Analyst on May 29, 2024.





# Sarasota Police Department

## Crime Statistics

**Rex Troche**  
Chief of Police

### Crime Information for Hudson Bayou Area

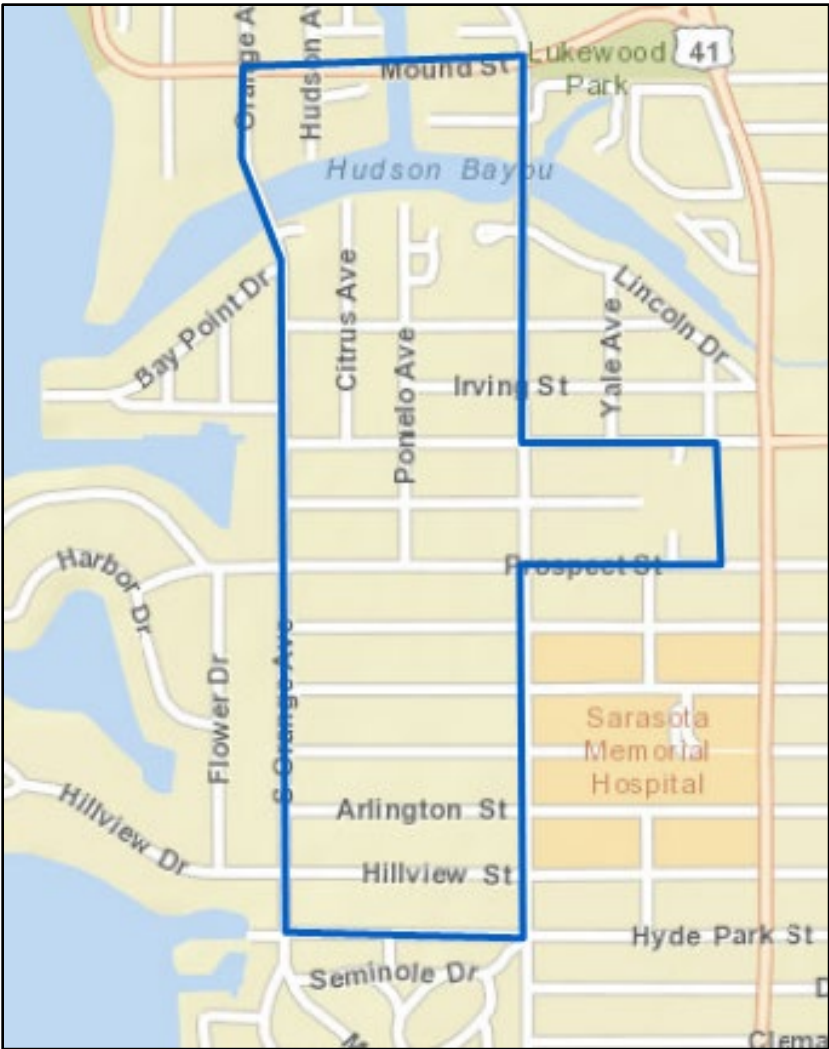
Please see the below statistics for the cases involving the below crimes reported to the Sarasota Police Department in the requested area.

INCIDENT	5/1/24-5/28/24	1/1/24-5/28/24
AGGRAVATED ASSAULT	0	0
ROBBERY	0	0
SEX CRIME	0	0
BURGLARY	0	0
LARCENY FROM VEHICLE	0	0
MOTOR VEHICLE THEFT	0	1
<b>Grand Total</b>	<b>0</b>	<b>1</b>

CITY WIDE STATISTICS			
INCIDENT	5/1/24-5/28/24	1/1/24-5/28/24	1/1/23-5/28/23
MURDER	1	2	0
AGGRAVATED ASSAULT	11	81	99
ROBBERY	3	25	36
SEX CRIME	0	8	15
BURGLARY	8	59	79
LARCENY FROM VEHICLE	11	61	134
MOTOR VEHICLE THEFT	3	38	51
<b>Grand Total</b>	<b>37</b>	<b>274</b>	<b>414</b>

The accuracy of this information is based solely on the reports received during the specified time periods. This report was prepared by the Crime Analyst on May 29, 2024.

**Hudson Bayou Area**



The accuracy of this information is based solely on the reports received during the specified time periods. This report was prepared by the Crime Analyst on May 29, 2024.



# Sarasota Police Department

## Crime Statistics

**Rex Troche**  
Chief of Police

### Crime Information for Indian Beach-Sapphire Shores Area

Please see the below statistics for the cases involving the below crimes reported to the Sarasota Police Department in the requested area.

INCIDENT	5/1/24-5/28/24	1/1/24-5/28/24
AGGRAVATED ASSAULT	0	1
ROBBERY	0	1
SEX CRIME	0	0
BURGLARY	0	2
LARCENY FROM VEHICLE	0	3
MOTOR VEHICLE THEFT	0	0
<b>Grand Total</b>	<b>0</b>	<b>7</b>

CITY WIDE STATISTICS			
INCIDENT	5/1/24-5/28/24	1/1/24-5/28/24	1/1/23-5/28/23
MURDER	1	2	0
AGGRAVATED ASSAULT	11	81	99
ROBBERY	3	25	36
SEX CRIME	0	8	15
BURGLARY	8	59	79
LARCENY FROM VEHICLE	11	61	134
MOTOR VEHICLE THEFT	3	38	51
<b>Grand Total</b>	<b>37</b>	<b>274</b>	<b>414</b>

The accuracy of this information is based solely on the reports received during the specified time periods. This report was prepared by the Crime Analyst on May 29, 2024.

# Indian Beach-Sapphire Shores Area



The accuracy of this information is based solely on the reports received during the specified time periods. This report was prepared by the Crime Analyst on May 29, 2024.



# Sarasota Police Department

## Crime Statistics

**Rex Troche**  
Chief of Police

### Crime Information for John Ringling Area

Please see the below statistics for the cases involving the below crimes reported to the Sarasota Police Department in the requested area.

INCIDENT	5/1/24-5/28/24	1/1/24-5/28/24
AGGRAVATED ASSAULT	0	0
ROBBERY	0	0
SEX CRIME	0	0
BURGLARY	0	0
LARCENY FROM VEHICLE	0	0
MOTOR VEHICLE THEFT	0	0
<b>Grand Total</b>	<b>0</b>	<b>0</b>

CITY WIDE STATISTICS			
INCIDENT	5/1/24-5/28/24	1/1/24-5/28/24	1/1/23-5/28/23
MURDER	1	2	0
AGGRAVATED ASSAULT	11	81	99
ROBBERY	3	25	36
SEX CRIME	0	8	15
BURGLARY	8	59	79
LARCENY FROM VEHICLE	11	61	134
MOTOR VEHICLE THEFT	3	38	51
<b>Grand Total</b>	<b>37</b>	<b>274</b>	<b>414</b>

The accuracy of this information is based solely on the reports received during the specified time periods. This report was prepared by the Crime Analyst on May 29, 2024.

## John Ringling Area



The accuracy of this information is based solely on the reports received during the specified time periods. This report was prepared by the Crime Analyst on May 29, 2024.



# Sarasota Police Department

## Crime Statistics

**Rex Troche**  
Chief of Police

### Crime Information for Laurel Park Area

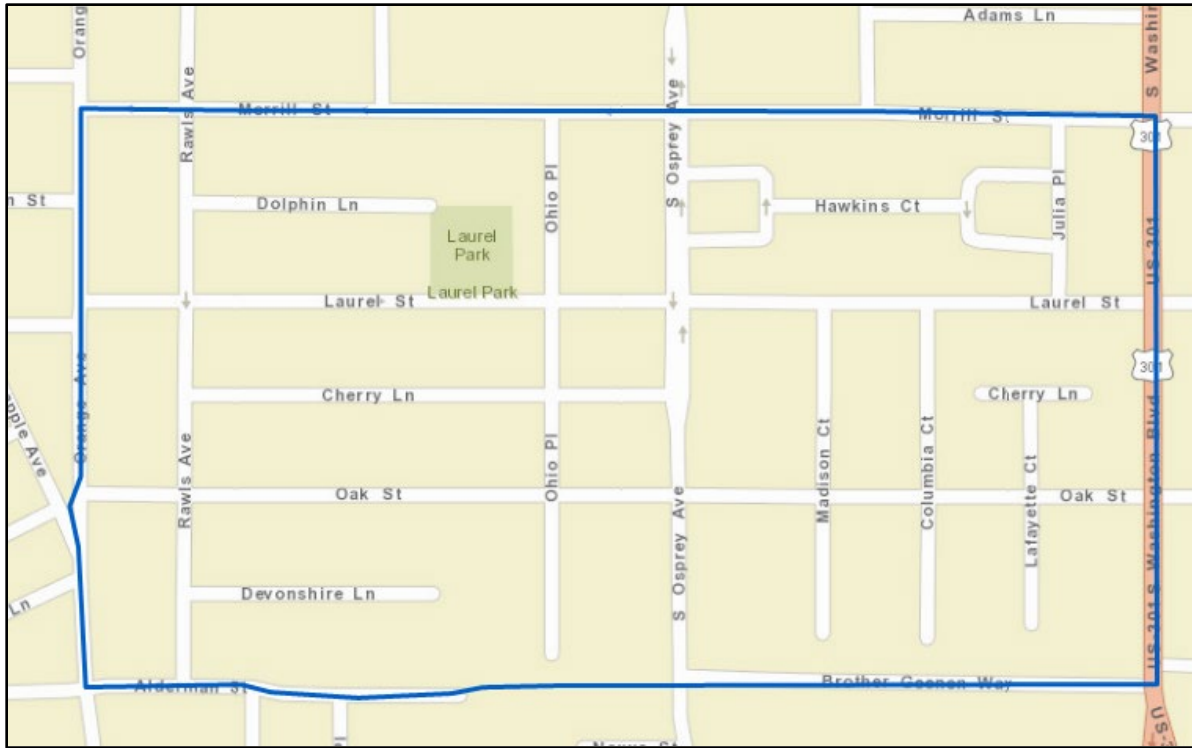
Please see the below statistics for the cases involving the below crimes reported to the Sarasota Police Department in the requested area.

INCIDENT	5/1/24-5/28/24	1/1/24-5/28/24
AGGRAVATED ASSAULT	0	0
ROBBERY	0	0
SEX CRIME	0	0
BURGLARY	0	0
LARCENY FROM VEHICLE	0	0
MOTOR VEHICLE THEFT	0	0
<b>Grand Total</b>	<b>0</b>	<b>0</b>

CITY WIDE STATISTICS			
INCIDENT	5/1/24-5/28/24	1/1/24-5/28/24	1/1/23-5/28/23
MURDER	1	2	0
AGGRAVATED ASSAULT	11	81	99
ROBBERY	3	25	36
SEX CRIME	0	8	15
BURGLARY	8	59	79
LARCENY FROM VEHICLE	11	61	134
MOTOR VEHICLE THEFT	3	38	51
<b>Grand Total</b>	<b>37</b>	<b>274</b>	<b>414</b>

The accuracy of this information is based solely on the reports received during the specified time periods. This report was prepared by the Crime Analyst on May 29, 2024.

# Laurel Park Area



The accuracy of this information is based solely on the reports received during the specified time periods. This report was prepared by the Crime Analyst on May 29, 2024.





# Sarasota Police Department

## Crime Statistics

**Rex Troche**  
Chief of Police

### Crime Information for Lido Key Area

Please see the below statistics for the cases involving the below crimes reported to the Sarasota Police Department in the requested area.

INCIDENT	5/1/24-5/28/24	1/1/24-5/28/24
AGGRAVATED ASSAULT	0	0
ROBBERY	0	0
SEX CRIME	0	0
BURGLARY	0	1
LARCENY FROM VEHICLE	0	3
MOTOR VEHICLE THEFT	0	1
<b>Grand Total</b>	<b>0</b>	<b>5</b>

CITY WIDE STATISTICS			
INCIDENT	5/1/24-5/28/24	1/1/24-5/28/24	1/1/23-5/28/23
MURDER	1	2	0
AGGRAVATED ASSAULT	11	81	99
ROBBERY	3	25	36
SEX CRIME	0	8	15
BURGLARY	8	59	79
LARCENY FROM VEHICLE	11	61	134
MOTOR VEHICLE THEFT	3	38	51
<b>Grand Total</b>	<b>37</b>	<b>274</b>	<b>414</b>

The accuracy of this information is based solely on the reports received during the specified time periods. This report was prepared by the Crime Analyst on May 29, 2024.

## Lido Key Area



The accuracy of this information is based solely on the reports received during the specified time periods. This report was prepared by the Crime Analyst on May 29, 2024.



# Sarasota Police Department

## Crime Statistics

**Rex Troche**  
Chief of Police

### Crime Information for McClellan Park Area

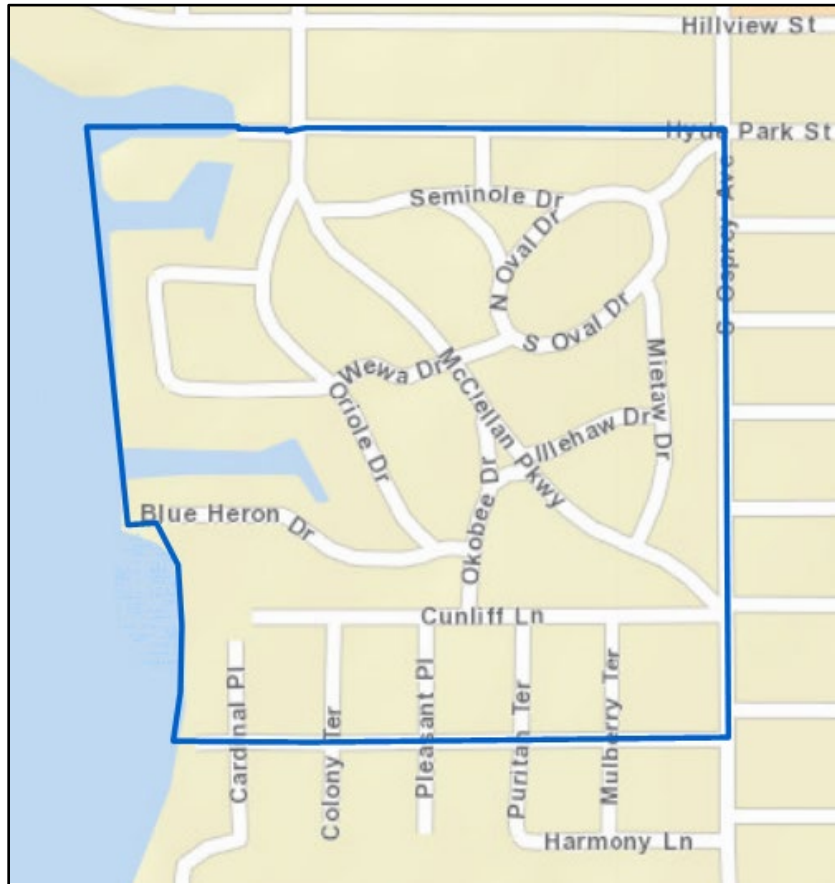
Please see the below statistics for the cases involving the below crimes reported to the Sarasota Police Department in the requested area.

INCIDENT	5/1/24-5/28/24	1/1/24-5/28/24
AGGRAVATED ASSAULT	0	0
ROBBERY	0	0
SEX CRIME	0	0
BURGLARY	0	0
LARCENY FROM VEHICLE	0	0
MOTOR VEHICLE THEFT	0	0
<b>Grand Total</b>	<b>0</b>	<b>0</b>

CITY WIDE STATISTICS			
INCIDENT	5/1/24-5/28/24	1/1/24-5/28/24	1/1/23-5/28/23
MURDER	1	2	0
AGGRAVATED ASSAULT	11	81	99
ROBBERY	3	25	36
SEX CRIME	0	8	15
BURGLARY	8	59	79
LARCENY FROM VEHICLE	11	61	134
MOTOR VEHICLE THEFT	3	38	51
<b>Grand Total</b>	<b>37</b>	<b>274</b>	<b>414</b>

The accuracy of this information is based solely on the reports received during the specified time periods. This report was prepared by the Crime Analyst on May 29, 2024.

## McClellan Park Area



The accuracy of this information is based solely on the reports received during the specified time periods. This report was prepared by the Crime Analyst on May 29, 2024.



# Sarasota Police Department Crime Statistics

**Rex Troche**  
Chief of Police

## Crime Information for Park East Area

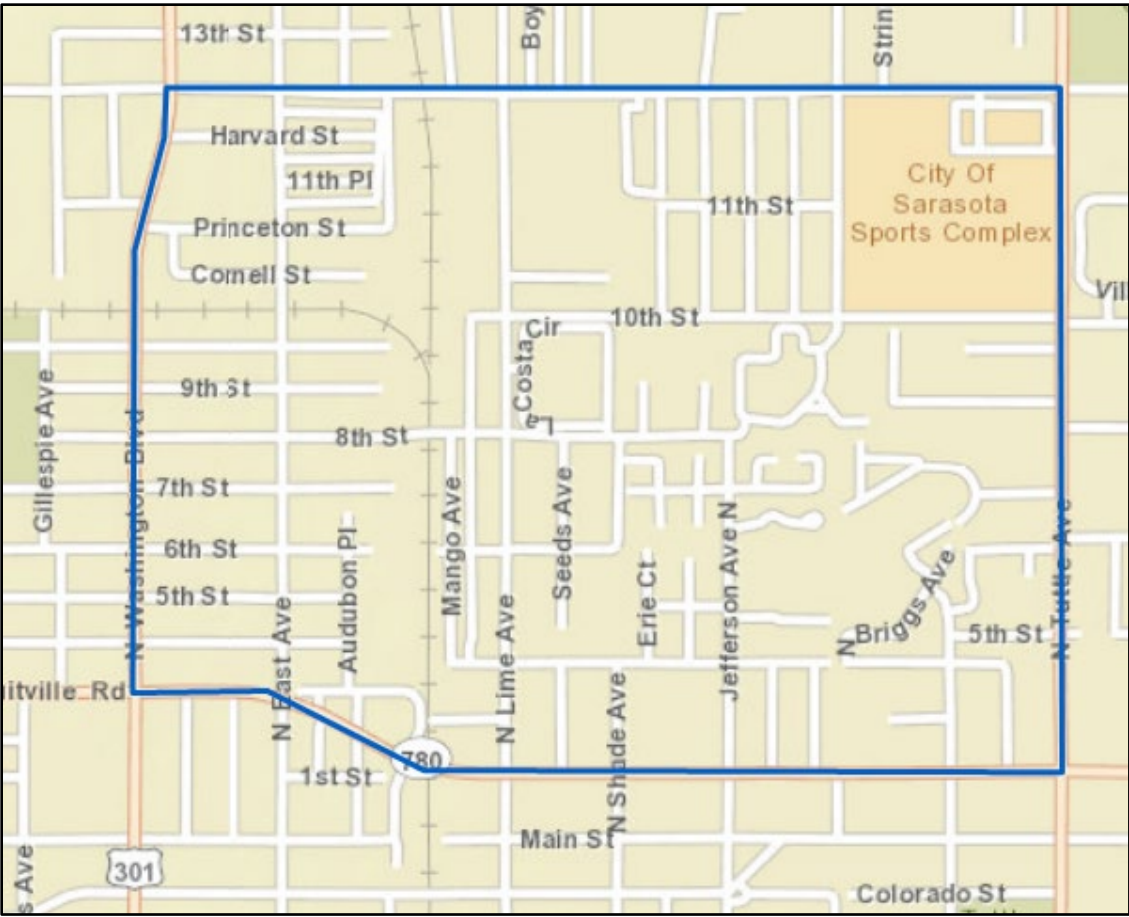
Please see the below statistics for the cases involving the below crimes reported to the Sarasota Police Department in the requested area.

INCIDENT	5/1/24-5/28/24	1/1/24-5/28/24
AGGRAVATED ASSAULT	0	2
ROBBERY	0	2
SEX CRIME	0	0
BURGLARY	0	4
LARCENY FROM VEHICLE	0	2
MOTOR VEHICLE THEFT	0	5
<b>Grand Total</b>	<b>0</b>	<b>15</b>

CITY WIDE STATISTICS			
INCIDENT	5/1/24-5/28/24	1/1/24-5/28/24	1/1/23-5/28/23
MURDER	1	2	0
AGGRAVATED ASSAULT	11	81	99
ROBBERY	3	25	36
SEX CRIME	0	8	15
BURGLARY	8	59	79
LARCENY FROM VEHICLE	11	61	134
MOTOR VEHICLE THEFT	3	38	51
<b>Grand Total</b>	<b>37</b>	<b>274</b>	<b>414</b>

The accuracy of this information is based solely on the reports received during the specified time periods. This report was prepared by the Crime Analyst on May 29, 2024.

**Park East Area**



The accuracy of this information is based solely on the reports received during the specified time periods. This report was prepared by the Crime Analyst on May 29, 2024.



# Sarasota Police Department

## Crime Statistics

**Rex Troche**  
Chief of Police

### Crime Information for Modified Rosemary District Area

Please see the below statistics for the cases involving the below crimes reported to the Sarasota Police Department in the requested area.

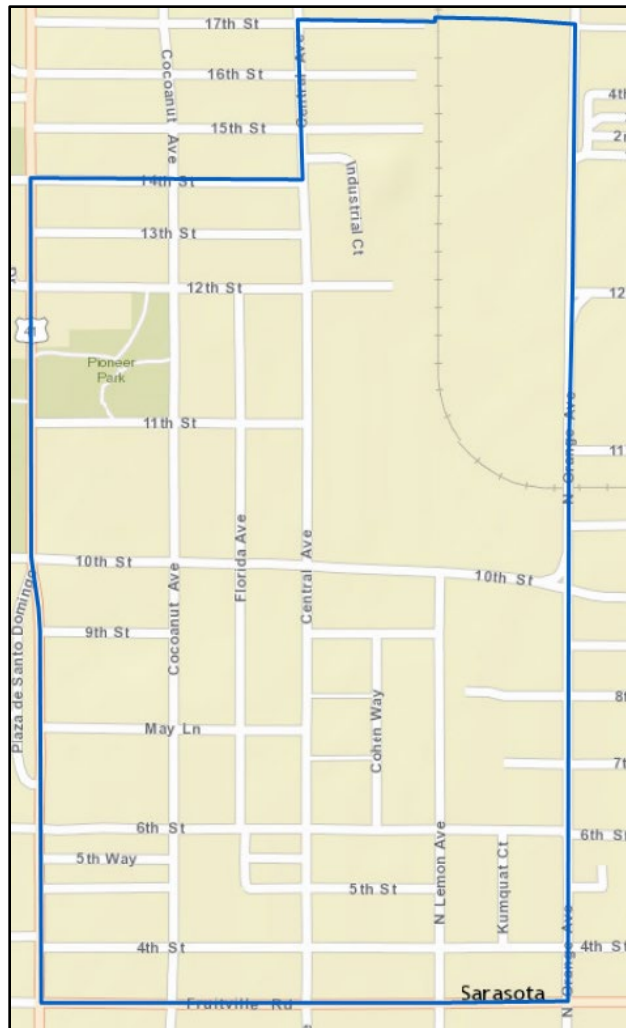
INCIDENT	5/1/24-5/28/24	1/1/24-5/28/24
AGGRAVATED ASSAULT	0	7
ROBBERY	0	2
SEX CRIME	0	1
BURGLARY	0	3
LARCENY FROM VEHICLE	0	2
MOTOR VEHICLE THEFT	1	3
<b>Grand Total</b>	<b>1</b>	<b>18</b>

CITY WIDE STATISTICS			
INCIDENT	5/1/24-5/28/24	1/1/24-5/28/24	1/1/23-5/28/23
MURDER	1	2	0
AGGRAVATED ASSAULT	11	81	99
ROBBERY	3	25	36
SEX CRIME	0	8	15
BURGLARY	8	59	79
LARCENY FROM VEHICLE	11	61	134
MOTOR VEHICLE THEFT	3	38	51
<b>Grand Total</b>	<b>37</b>	<b>274</b>	<b>414</b>

CASE NUMBER	CRIME CATEGORY	ADDRESS	REPORT DATE
2024021011	MOTOR VEHICLE THEFT	1000 BLOCK FLORIDA AVE	5/4/24

The accuracy of this information is based solely on the reports received during the specified time periods. This report was prepared by the Crime Analyst on May 29, 2024.

## Modified Rosemary District Area



The accuracy of this information is based solely on the reports received during the specified time periods. This report was prepared by the Crime Analyst on May 29, 2024.





# Sarasota Police Department

## Crime Statistics

**Rex Troche**  
Chief of Police

### Crime Information for San Remo Estates Area

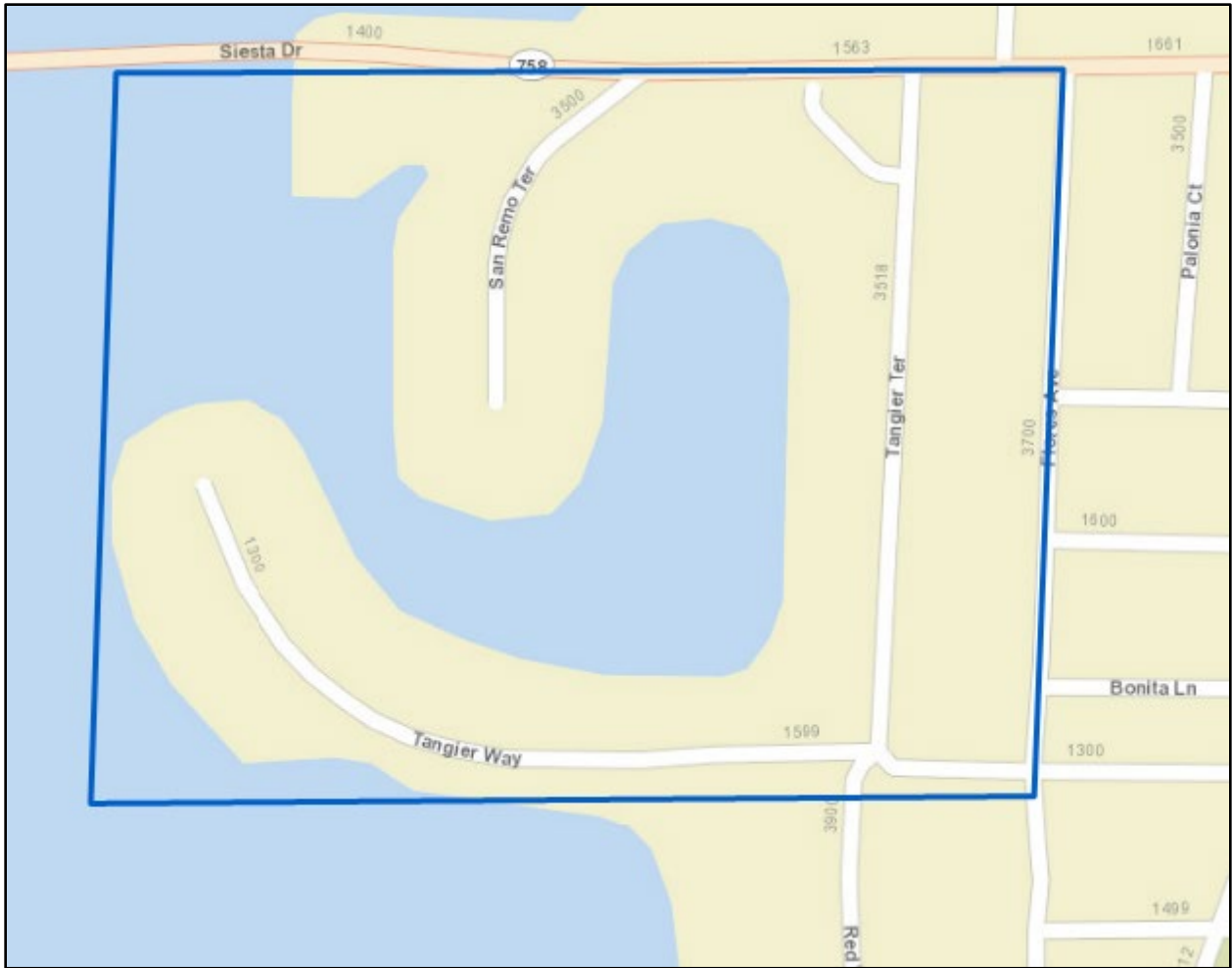
Please see the below statistics for the cases involving the below crimes reported to the Sarasota Police Department in the requested area.

INCIDENT	5/1/24-5/28/24	1/1/24-5/28/24
AGGRAVATED ASSAULT	0	0
ROBBERY	0	0
SEX CRIME	0	0
BURGLARY	0	0
LARCENY FROM VEHICLE	0	0
MOTOR VEHICLE THEFT	0	0
<b>Grand Total</b>	<b>0</b>	<b>0</b>

CITY WIDE STATISTICS			
INCIDENT	5/1/24-5/28/24	1/1/24-5/28/24	1/1/23-5/28/23
MURDER	1	2	0
AGGRAVATED ASSAULT	11	81	99
ROBBERY	3	25	36
SEX CRIME	0	8	15
BURGLARY	8	59	79
LARCENY FROM VEHICLE	11	61	134
MOTOR VEHICLE THEFT	3	38	51
<b>Grand Total</b>	<b>37</b>	<b>274</b>	<b>414</b>

The accuracy of this information is based solely on the reports received during the specified time periods. This report was prepared by the Crime Analyst on May 29, 2024.

# San Remo Estates Area



The accuracy of this information is based solely on the reports received during the specified time periods. This report was prepared by the Crime Analyst on May 29, 2024.



# Sarasota Police Department

## Crime Statistics

**Rex Troche**  
Chief of Police

### Crime Information for Shoreland Woods Area

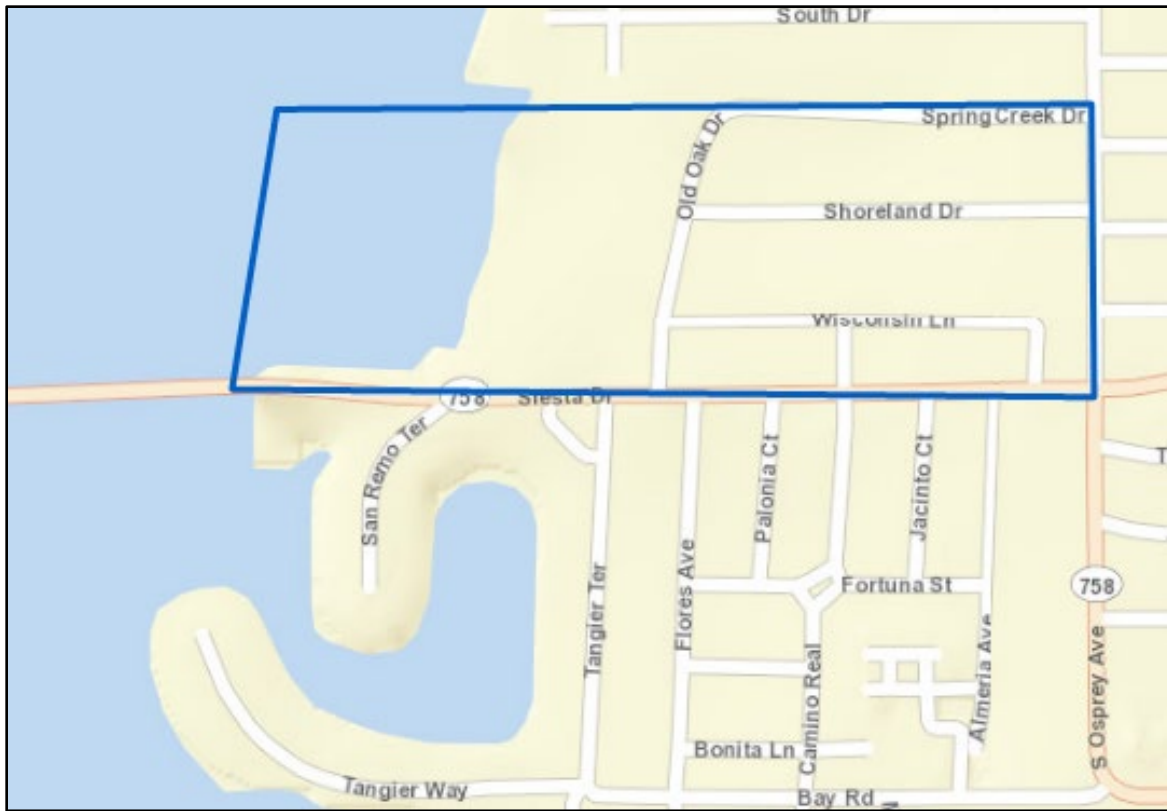
Please see the below statistics for the cases involving the below crimes reported to the Sarasota Police Department in the requested area.

INCIDENT	5/1/24-5/28/24	1/1/24-5/28/24
AGGRAVATED ASSAULT	0	0
ROBBERY	0	0
SEX CRIME	0	0
BURGLARY	0	0
LARCENY FROM VEHICLE	0	0
MOTOR VEHICLE THEFT	0	0
<b>Grand Total</b>	<b>0</b>	<b>0</b>

CITY WIDE STATISTICS			
INCIDENT	5/1/24-5/28/24	1/1/24-5/28/24	1/1/23-5/28/23
MURDER	1	2	0
AGGRAVATED ASSAULT	11	81	99
ROBBERY	3	25	36
SEX CRIME	0	8	15
BURGLARY	8	59	79
LARCENY FROM VEHICLE	11	61	134
MOTOR VEHICLE THEFT	3	38	51
<b>Grand Total</b>	<b>37</b>	<b>274</b>	<b>414</b>

The accuracy of this information is based solely on the reports received during the specified time periods. This report was prepared by the Crime Analyst on May 29, 2024.

## Shoreland Woods Area



The accuracy of this information is based solely on the reports received during the specified time periods. This report was prepared by the Crime Analyst on May 29, 2024.



# Sarasota Police Department

## Crime Statistics

**Rex Troche**  
**Chief of Police**

### Crime Information for South Downtown Area

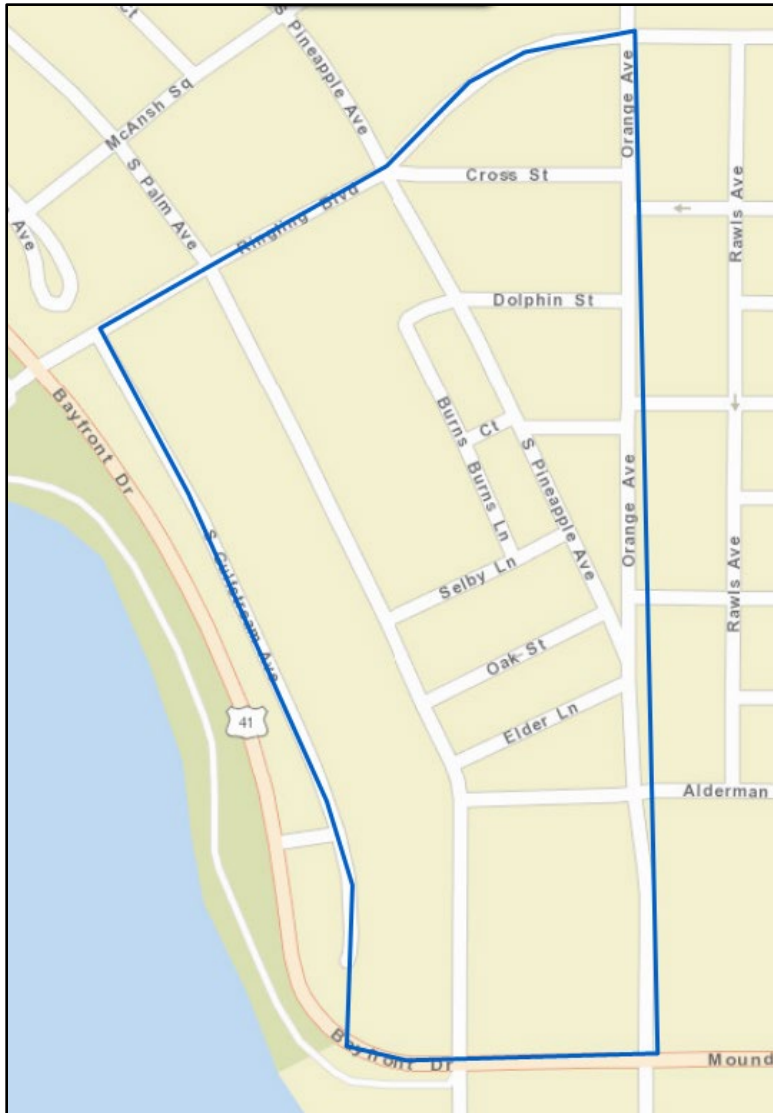
Please see the below statistics for the cases involving the below crimes reported to the Sarasota Police Department in the requested area.

INCIDENT	5/1/24-5/28/24	1/1/24-5/28/24
AGGRAVATED ASSAULT	0	0
ROBBERY	0	0
SEX CRIME	0	0
BURGLARY	0	0
LARCENY FROM VEHICLE	0	0
MOTOR VEHICLE THEFT	0	0
<b>Grand Total</b>	<b>0</b>	<b>0</b>

CITY WIDE STATISTICS			
INCIDENT	5/1/24-5/28/24	1/1/24-5/28/24	1/1/23-5/28/23
MURDER	1	2	0
AGGRAVATED ASSAULT	11	81	99
ROBBERY	3	25	36
SEX CRIME	0	8	15
BURGLARY	8	59	79
LARCENY FROM VEHICLE	11	61	134
MOTOR VEHICLE THEFT	3	38	51
<b>Grand Total</b>	<b>37</b>	<b>274</b>	<b>414</b>

The accuracy of this information is based solely on the reports received during the specified time periods. This report was prepared by the Crime Analyst on May 29, 2024.

## South Downtown Area



The accuracy of this information is based solely on the reports received during the specified time periods. This report was prepared by the Crime Analyst on May 29, 2024.



# Sarasota Police Department

## Crime Statistics

**Rex Troche**  
Chief of Police

### Crime Information for South Poinsettia Area

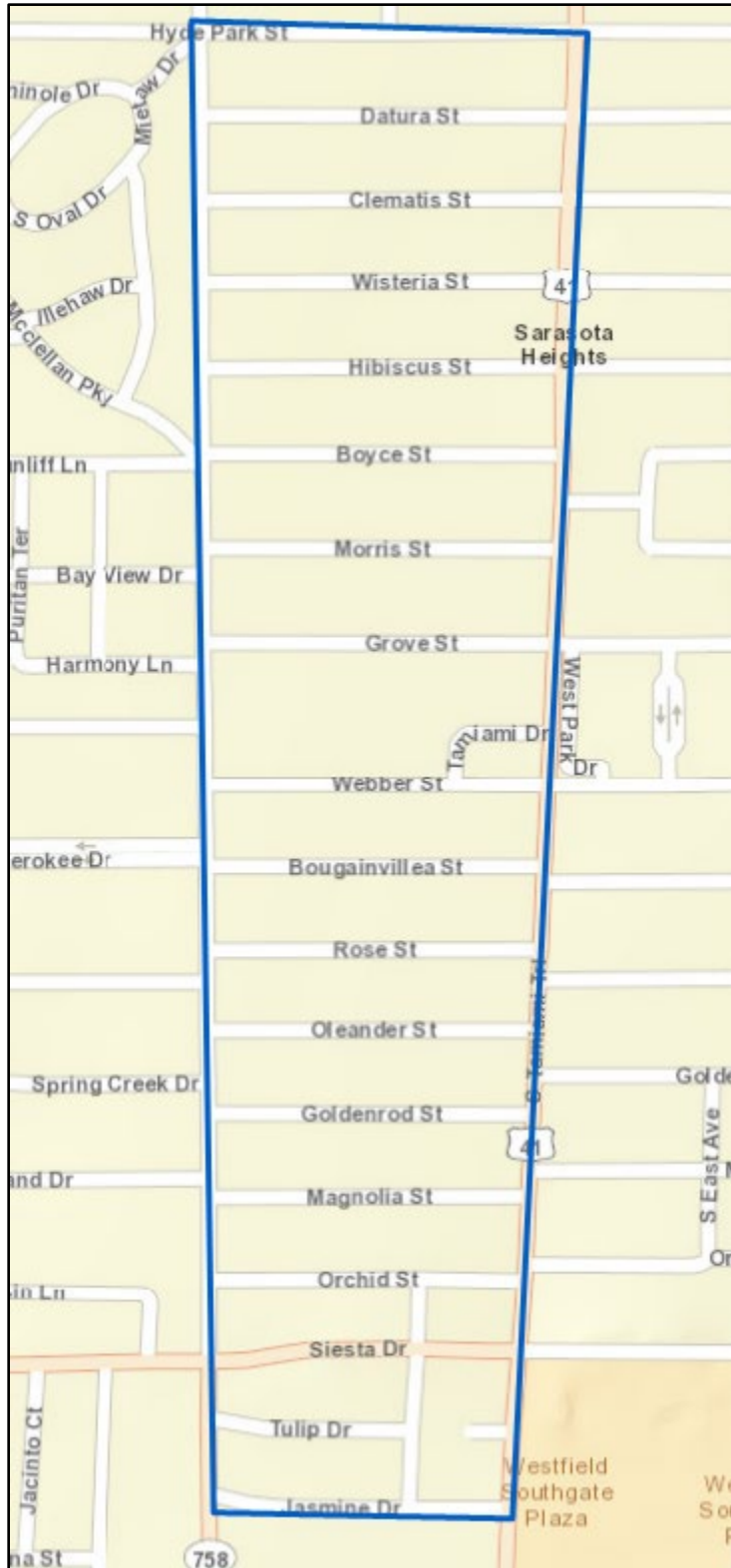
Please see the below statistics for the cases involving the below crimes reported to the Sarasota Police Department in the requested area.

INCIDENT	5/1/24-5/28/24	1/1/24-5/28/24
AGGRAVATED ASSAULT	0	1
ROBBERY	0	0
SEX CRIME	0	0
BURGLARY	0	0
LARCENY FROM VEHICLE	0	0
MOTOR VEHICLE THEFT	0	0
<b>Grand Total</b>	<b>0</b>	<b>1</b>

CITY WIDE STATISTICS			
INCIDENT	5/1/24-5/28/24	1/1/24-5/28/24	1/1/23-5/28/23
MURDER	1	2	0
AGGRAVATED ASSAULT	11	81	99
ROBBERY	3	25	36
SEX CRIME	0	8	15
BURGLARY	8	59	79
LARCENY FROM VEHICLE	11	61	134
MOTOR VEHICLE THEFT	3	38	51
<b>Grand Total</b>	<b>37</b>	<b>274</b>	<b>414</b>

The accuracy of this information is based solely on the reports received during the specified time periods. This report was prepared by the Crime Analyst on May 29, 2024.

# South Poinsettia Area



The accuracy of this information is based solely on the reports received during the specified time periods. This report was prepared by the Crime Analyst on May 29, 2024.





# Sarasota Police Department Crime Statistics

**Rex Troche**  
Chief of Police

## Crime Information for St Armands Area

Please see the below statistics for the cases involving the below crimes reported to the Sarasota Police Department in the requested area.

INCIDENT	5/1/24-5/28/24	1/1/24-5/28/24
AGGRAVATED ASSAULT	0	0
ROBBERY	0	0
SEX CRIME	0	0
BURGLARY	0	0
LARCENY FROM VEHICLE	0	1
MOTOR VEHICLE THEFT	0	0
<b>Grand Total</b>	<b>0</b>	<b>1</b>

CITY WIDE STATISTICS			
INCIDENT	5/1/24-5/28/24	1/1/24-5/28/24	1/1/23-5/28/23
MURDER	1	2	0
AGGRAVATED ASSAULT	11	81	99
ROBBERY	3	25	36
SEX CRIME	0	8	15
BURGLARY	8	59	79
LARCENY FROM VEHICLE	11	61	134
MOTOR VEHICLE THEFT	3	38	51
<b>Grand Total</b>	<b>37</b>	<b>274</b>	<b>414</b>

The accuracy of this information is based solely on the reports received during the specified time periods. This report was prepared by the Crime Analyst on May 29, 2024.

## St Armands Area



The accuracy of this information is based solely on the reports received during the specified time periods. This report was prepared by the Crime Analyst on May 29, 2024.



# Sarasota Police Department Crime Statistics

**Rex Troche**  
Chief of Police

## Crime Information for Tahiti Park Area

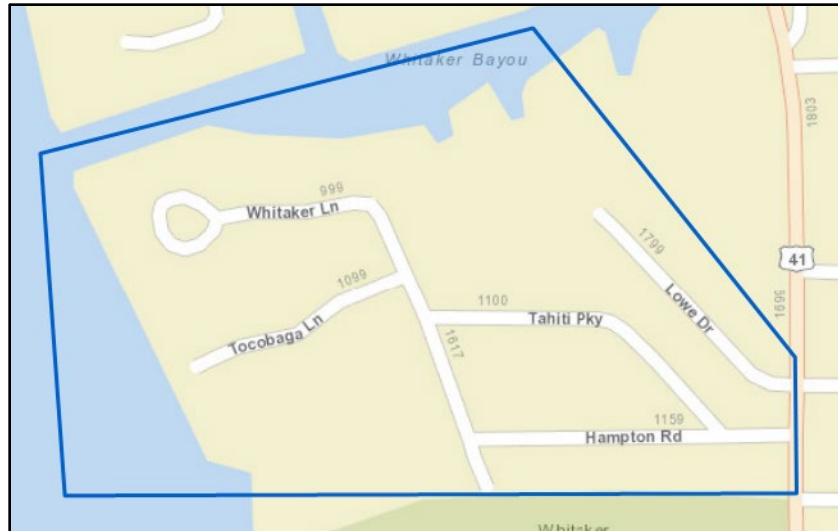
Please see the below statistics for the cases involving the below crimes reported to the Sarasota Police Department in the requested area.

INCIDENT	5/1/24-5/28/24	1/1/24-5/28/24
AGGRAVATED ASSAULT	0	0
ROBBERY	0	0
SEX CRIME	0	0
BURGLARY	0	0
LARCENY FROM VEHICLE	0	1
MOTOR VEHICLE THEFT	0	0
<b>Grand Total</b>	<b>0</b>	<b>1</b>

CITY WIDE STATISTICS			
INCIDENT	5/1/24-5/28/24	1/1/24-5/28/24	1/1/23-5/28/23
MURDER	1	2	0
AGGRAVATED ASSAULT	11	81	99
ROBBERY	3	25	36
SEX CRIME	0	8	15
BURGLARY	8	59	79
LARCENY FROM VEHICLE	11	61	134
MOTOR VEHICLE THEFT	3	38	51
<b>Grand Total</b>	<b>37</b>	<b>274</b>	<b>414</b>

The accuracy of this information is based solely on the reports received during the specified time periods. This report was prepared by the Crime Analyst on May 29, 2024.

## Tahiti Park Area



The accuracy of this information is based solely on the reports received during the specified time periods. This report was prepared by the Crime Analyst on May 29, 2024.